


Introduction to Query Optimization

Chapter 13

Overview of Query Optimization

- ❖ Plan: *Tree of R.A. ops, with choice of alg for each op.*
 - Each operator typically implemented using a ‘pull’ interface: when an operator is ‘pulled’ for the next output tuples, it ‘pulls’ on its inputs and computes them.
- ❖ Two main issues:
 - For a given query, what plans are considered?
 - ♦ Algorithm to search plan space for cheapest (estimated) plan.
 - How is the cost of a plan estimated?
- ❖ Ideally: Want to find best plan. Practically: Avoid worst plans!
- ❖ We will study the System R approach.



Highlights of System R Optimizer


- ❖ Impact:
 - Most widely used currently; works well for < 10 joins.
- ❖ Cost estimation: Approximate art at best.
 - Statistics, maintained in system catalogs, used to estimate cost of operations and result sizes.
 - Considers combination of CPU and I/O costs.
- ❖ Plan Space: Too large, must be pruned.
 - Only the space of *left-deep plans* is considered.
 - ◆ Left-deep plans allow output of each operator to be pipelined into the next operator without storing it in a temporary relation.
 - Cartesian products avoided.

Schema for Examples

Sailors (sid: integer, *sname*: string, *rating*: integer, *age*: real)

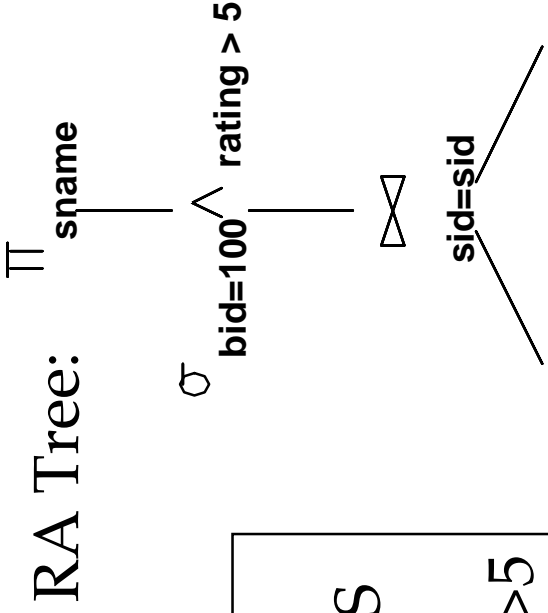
Reserves (sid: integer, bid: integer, day: dates, *rname*: string)

- ❖ Similar to old schema; *rname* added for variations.
- ❖ Reserves:
 - Each tuple is 40 bytes long, 100 tuples per page, 1000 pages.
- ❖ Sailors:
 - Each tuple is 50 bytes long, 80 tuples per page, 500 pages.

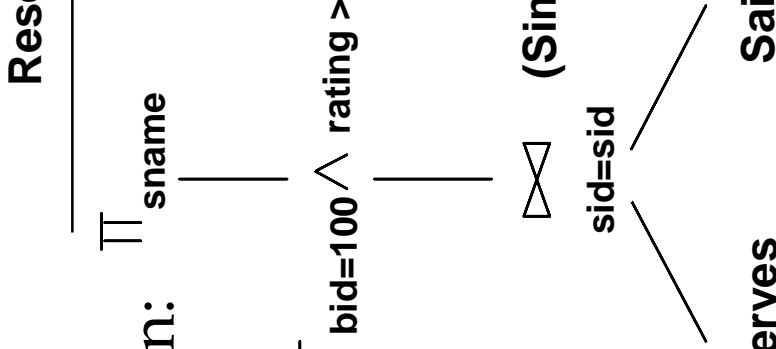


Motivating Example

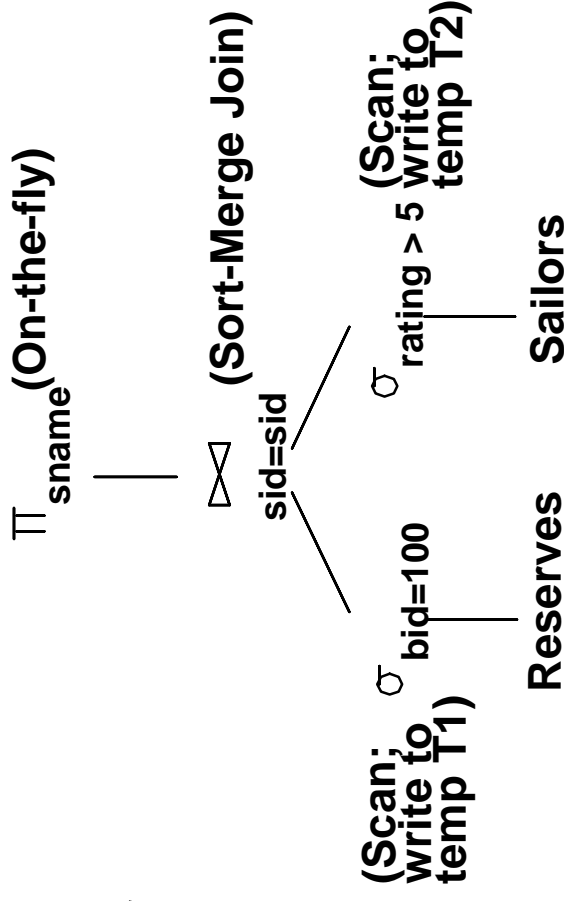
```
SELECT S.sname
FROM Reserves R, Sailors S
WHERE R.sid=S.sid AND
R.bid=100 AND S.rating>5
```



- ❖ Cost: 500+500*1000 I/Os
- ❖ By no means the worst plan! Plan: π sname (On-the-fly)
- ❖ Misses several opportunities: selections could have been pushed' earlier, no use is made of any available indexes, etc.
- ❖ Goal of optimization: To find more efficient plans that compute the same answer.



Alternative Plans 1 (No Indexes)



- ❖ *Main difference: push selects.*
- ❖ With 5 buffers, cost of plan:
 - Scan Reserves (1000) + write temp T1 (10 pages, if we have 100 boats, uniform distribution).
 - Scan Sailors (500) + write temp T2 (250 pages, if we have 10 ratings).
 - Sort T1 ($2 \cdot 2 \cdot 10$), sort T2 ($2 \cdot 3 \cdot 250$), merge ($10 + 250$)
 - Total: 3560 page I/Os.
- ❖ If we used BNL join, join cost = $10 + 4 \cdot 250$, total cost = 2770.
- ❖ If we `push` projections, T1 has only *sid*, T2 only *sid* and *sname*:
 - T1 fits in 3 pages, cost of BNL drops to under 250 pages, total < 2000.

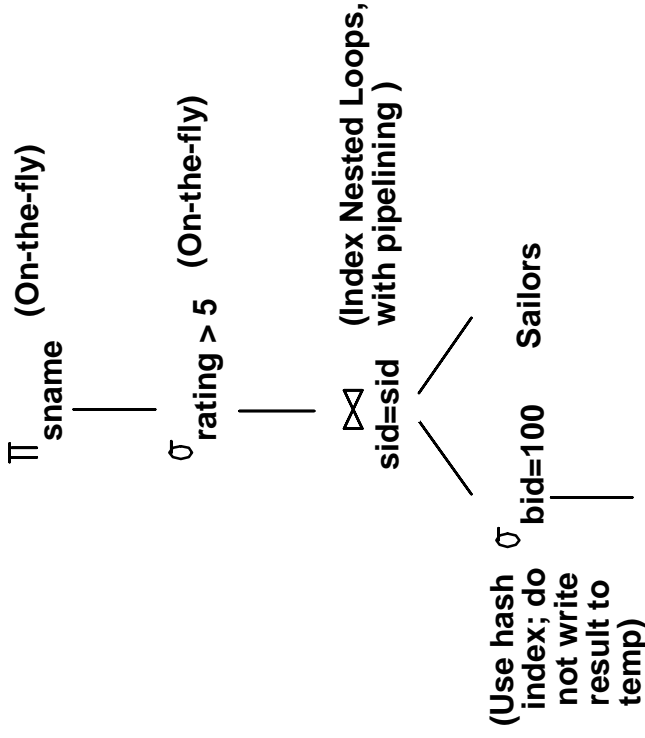
Alternative Plans 2

With Indexes

- ❖ With clustered index on *bid* of Reserves, we get $100,000 / 100 = 1000$ tuples on $1000 / 100 = 10$ pages.
- ❖ INL with pipelining (outer is not materialized).


–Projecting out unnecessary fields from outer doesn't help.

- ❖ Join column *sid* is a key for Sailors.
- At most one matching tuple, unclustered index on *sid* OK.
- ❖ Decision not to push *rating > 5* before the join is based on availability of *sid* index on Sailors.
- ❖ Cost: Selection of Reserves tuples (10 I/Os); for each, must get matching Sailors tuple ($1000 * 1.2$); total 1210 I/Os.



Cost Estimation

- ❖ For each plan considered, must estimate cost:
 - Must estimate *cost* of each operation in plan tree.
 - ◆ Depends on input cardinalities.
 - ◆ We've already discussed how to estimate the cost of operations (sequential scan, index scan, joins, etc.)
 - Must estimate *size of result* for each operation in tree!
 - ◆ Use information about the input relations.
 - ◆ For selections and joins, assume independence of predicates.
- ❖ We'll discuss the System R cost estimation approach.
 - Very inexact, but works ok in practice.
 - More sophisticated techniques known now.



Statistics and Catalogs

- ❖ Need information about the relations and indexes involved. *Catalogs* typically contain at least:
 - # tuples (NTuples) and # pages (NPages) for each relation.
 - # distinct key values (NKeys) and NPages for each index.
 - Index height, low/high key values (Low/High) for each tree index.
- ❖ Catalogs updated periodically.
 - Updating whenever data changes is too expensive; lots of approximation anyway, so slight inconsistency ok.
- ❖ More detailed information (e.g., histograms of the values in some field) are sometimes stored.

Size Estimation and Reduction Factors

```
SELECT attribute list
FROM relation list
WHERE term1 AND ... AND termk
```

- ❖ Consider a query block:
- ❖ Maximum # tuples in result is the product of the cardinalities of relations in the FROM clause.
- ❖ *Reduction factor (RF)* associated with each *term* reflects the impact of the *term* in reducing result size. *Result cardinality* = Max # tuples * product of all RF's.
 - Implicit assumption that *terms* are independent!
 - Term *col=value* has $RF\ 1/NKeys(I)$, given index *I* on *col*
 - Term *col1=col2* has $RF\ 1/MAX(NKeys(I1), NKeys(I2))$
 - Term *col>value* has $RF\ (High(I)-value)/(High(I)-Low(I))$

Summary

- ❖ Query optimization is an important task in a relational DBMS.
- ❖ Must understand optimization in order to understand the performance impact of a given database design (relations, indexes) on a workload (set of queries).
- ❖ Two parts to optimizing a query:
 - Consider a set of alternative plans.
 - ◆ Must prune search space; typically, left-deep plans only.
 - Must estimate cost of each plan that is considered.
 - ◆ Must estimate size of result and cost for each plan node.
 - ◆ *Key issues*: Statistics, indexes, operator implementations.