


# *SQL: Queries, Programming, Triggers*

## Chapter 5



## Example Instances

*R1*

<u>sid</u>	<u>bid</u>	<u>day</u>
22	101	10/10/96
58	103	11/12/96

❖ We will use these instances of the Sailors and Reserves relations in our examples.

*S1*

<u>sid</u>	sname	rating	age
22	dustin	7	45.0
31	lubber	8	55.5
58	rusty	10	35.0

❖ If the key for the Reserves relation contained only the attributes *sid* and *bid*, how would the semantics differ?


*S2*

<u>sid</u>	sname	rating	age
28	yuppy	9	35.0
31	lubber	8	55.5
44	guppy	5	35.0
58	rusty	10	35.0

# Basic SQL Query


SELECT	[DISTINCT]	<i>target-list</i>
FROM		<i>relation-list</i>
WHERE		<i>qualification</i>

- ❖ *relation-list* A list of relation names (possibly with a *range-variable* after each name).
- ❖ *target-list* A list of attributes of relations in *relation-list*
- ❖ *qualification* Comparisons (*Attr op const* or *Attr1 op Attr2*, where *op* is one of  $<$ ,  $>$ ,  $=$ ,  $\leq$ ,  $\geq$ ,  $\neq$ ) combined using AND, OR and NOT.
- ❖ DISTINCT is an optional keyword indicating that the answer should not contain duplicates. Default is that duplicates are not eliminated!



# Conceptual Evaluation Strategy

- ❖ Semantics of an SQL query defined in terms of the following conceptual evaluation strategy:
  - Compute the cross-product of *relation-list*.
  - Discard resulting tuples if they fail *qualifications*.
  - Delete attributes that are not in *target-list*.
  - If DISTINCT is specified, eliminate duplicate rows.
- ❖ This strategy is probably the least efficient way to compute a query! An optimizer will find more efficient strategies to compute *the same answers*.



# *Example of Conceptual Evaluation*

```
SELECT S.sname  
FROM Sailors S, Reserves R  
WHERE S.sid=R.sid AND R.bid=103
```

(sid)	sname	rating	age	(sid)	bid	day
22	dustin	7	45.0	22	101	10/10/96
22	dustin	7	45.0	58	103	11/12/96
31	lubber	8	55.5	22	101	10/10/96
31	lubber	8	55.5	58	103	11/12/96
58	rusty	10	35.0	22	101	10/10/96
58	rusty	10	35.0	58	103	11/12/96

## *A Note on Range Variables*

- ❖ Really needed only if the same relation appears twice in the FROM clause. The previous query can also be written as:

```
SELECT S.sname  
FROM Sailors S, Reserves R  
WHERE S.sid=R.sid AND bid=103
```

```
OR  SELECT sname  
FROM Sailors, Reserves  
WHERE Sailors.sid=Reserves.sid  
AND bid=103
```

*It is good style,  
however, to use  
range variables  
always!*



*Find sailors who've reserved at least one boat*

```
SELECT S.sid  
FROM Sailors S, Reserves R  
WHERE S.sid=R.sid
```

- ❖ Would adding DISTINCT to this query make a difference?
- ❖ What is the effect of replacing *S.sid* by *S.sname* in the SELECT clause? Would adding DISTINCT to this variant of the query make a difference?

# Expressions and Strings

```
SELECT S.age, age1=S.age-5, 2*S.age AS age2
FROM Sailors S
WHERE S.sname LIKE 'B_%B'
```

- ❖ Illustrates use of arithmetic expressions and string pattern matching: *Find triples (of ages of sailors and two fields defined by expressions) for sailors whose names begin and end with B and contain at least three characters.*
- ❖ AS and = are two ways to name fields in result.
- ❖ LIKE is used for string matching. ' \_ ' stands for any one character and '% ' stands for 0 or more arbitrary characters.




## Find sid's of sailors who've reserved a red or a green boat

- ❖ UNION: Can be used to compute the union of any two *union-compatible* sets of tuples (which are themselves the result of SQL queries).
- ❖ If we replace OR by AND in the first version, what do we get?
- ❖ Also available: EXCEPT (What do we get if we replace UNION by EXCEPT?)

```
SELECT S.sid
FROM Sailors S, Boats B, Reserves R
WHERE S.sid=R.sid AND R.bid=B.bid
AND (B.color='red' OR B.color='green')
```

```
SELECT S.sid
FROM Sailors S, Boats B, Reserves R
WHERE S.sid=R.sid AND
R.bid=B.bid
      AND B.color='red'
UNION
SELECT S.sid
FROM Sailors S, Boats B, Reserves R
WHERE S.sid=R.sid AND
R.bid=B.bid
      AND B.color='green'
```



## *Find sid's of sailors who've reserved a red and a green boat*

- ❖ INTERSECT: Can be used to compute the intersection of any two *union-compatible* sets of tuples.
- ❖ Included in the SQL/92 standard, but some systems don't support it.
- ❖ Contrast symmetry of the UNION and INTERSECT queries with how much the other versions differ.

```
SELECT S.sid
FROM Sailors S, Boats B1, Reserves R1,
     Boats B2, Reserves R2
WHERE S.sid=R1.sid AND R1.bid=B1.bid
AND S.sid=R2.sid AND R2.bid=B2.bid
AND (B1.color='red' AND B2.color='green')
```

Key field!

```
SELECT S.sid
FROM Sailors S, Boats B, Reserves R
WHERE S.sid=R.sid AND
R.bid=B.bid
      AND B.color='red'
INTERSECT
SELECT S.sid
FROM Sailors S, Boats B, Reserves R
WHERE S.sid=R.sid AND
```

# Nested Queries

*Find names of sailors who've reserved boat #103:*

```
SELECT S.sname
FROM Sailors S
WHERE S.sid IN (SELECT R.sid
                FROM Reserves R
                WHERE R.bid=103)
```

- ❖ A very powerful feature of SQL: a WHERE clause can itself contain an SQL query! (Actually, so can FROM and HAVING clauses.)
- ❖ To find sailors who've not reserved #103, use NOT IN.
- ❖ To understand semantics of nested queries, think of a nested loops evaluation: *For each Sailors tuple, check the qualification by computing the subquery.*

# Nested Queries with Correlation

Find names of sailors who've reserved boat #103:

```
SELECT S.sname
FROM Sailors S
WHERE EXISTS (SELECT *
              FROM Reserves R
              WHERE R.bid=103 AND S.sid=R.sid)
```

- ❖ EXISTS is another set comparison operator, like IN.
- ❖ If UNIQUE is used, and \* is replaced by *R.bid*, finds sailors with at most one reservation for boat #103. (UNIQUE checks for duplicate tuples; \* denotes all attributes. Why do we have to replace \* by *R.bid*?)
- ❖ Illustrates why, in general, subquery must be re-computed for each Sailors tuple.

## More on Set-Comparison Operators

- ❖ We've already seen IN, EXISTS and UNIQUE. Can also use NOT IN, NOT EXISTS and NOT UNIQUE.
- ❖ Also available: *op ANY, op ALL, op IN >, <, =, ≥, ≤, ≠*
- ❖ Find sailors whose rating is greater than that of some sailor called Horatio:

```
SELECT *  
FROM Sailors S  
WHERE S.rating > ANY (SELECT S2.rating  
FROM Sailors S2  
WHERE S2.sname='Horatio')
```

## Rewriting INTERSECT Queries Using IN

*Find sid's of sailors who've reserved both a red and a green boat:*

```
SELECT S.sid
FROM Sailors S, Boats B, Reserves R
WHERE S.sid=R.sid AND R.bid=B.bid AND B.color='red'
      AND S.sid IN (SELECT S2.sid
                   FROM Sailors S2, Boats B2, Reserves R2
                   WHERE S2.sid=R2.sid AND R2.bid=B2.bid
                   AND B2.color='green')
```

- ❖ Similarly, EXCEPT queries re-written using NOT IN.
- ❖ To find *names* (not *sid's*) of Sailors who've reserved both red and green boats, just replace *S.sid* by *S.sname* in SELECT clause. (What about INTERSECT query?)

# *Division in SQL*

Find sailors who've reserved all boats.

- ❖ Let's do it the hard way, without EXCEPT:

```
(2) SELECT S.sname
      FROM Sailors S
```

```
      WHERE NOT EXISTS (SELECT B.bid
                        FROM Boats B
```


```
                        WHERE NOT EXISTS (SELECT R.bid
                                          Sailors S such that ...
```

```
                                          there is no boat B without ...
```

```
                                          a Reserves tuple showing S reserved B
```

(1)

```
SELECT S.sname
FROM Sailors S
WHERE NOT EXISTS
  ((SELECT B.bid
    FROM Boats B)
 EXCEPT
 (SELECT R.bid
  FROM Reserves R
  WHERE R.sid=S.sid))
```



# Aggregate Operators

- ❖ Significant extension of relational algebra.

```
SELECT COUNT (*)  
FROM Sailors S
```

```
SELECT S.sname  
FROM Sailors S
```

```
SELECT AVG (S.age)  
FROM Sailors S  
WHERE S.rating=10
```

```
WHERE S.rating=(SELECT MAX(S2.rating)  
FROM Sailors S2)
```


```
SELECT COUNT (DISTINCT S.rating)  
FROM Sailors S  
WHERE S.sname='Bob'
```

```
SELECT AVG ( DISTINCT S.age)  
FROM Sailors S  
WHERE S.rating=10
```

```
COUNT (*)  
COUNT ( [DISTINCT] A)  
SUM ( [DISTINCT] A)  
AVG ( [DISTINCT] A)  
MAX (A)  
MIN (A)
```

*single column*





## *Find name and age of the oldest sailor(s)*

- ❖ The first query is illegal!  
(We'll look into the reason a bit later, when we discuss GROUP BY.)
- ❖ The third query is equivalent to the second query, and is allowed in the SQL/92 standard, but is not supported in some systems.

```
SELECT S.sname, MAX (S.age)
FROM Sailors S
```

```
SELECT S.sname, S.age
FROM Sailors S
WHERE S.age =
```

```
(SELECT MAX (S2.age)
FROM Sailors S2)
```

```
SELECT S.sname, S.age
FROM Sailors S
WHERE (SELECT MAX (S2.age)
FROM Sailors S2)
= S.age
```

## GROUP BY and HAVING

- ❖ So far, we've applied aggregate operators to all (qualifying) tuples. Sometimes, we want to apply them to each of several *groups* of tuples.
- ❖ Consider: *Find the age of the youngest sailor for each rating level.*
  - In general, we don't know how many rating levels exist, and what the rating values for these levels are!
  - Suppose we know that rating values go from 1 to 10; we can write 10 queries that look like this (!):

For  $i = 1, 2, \dots, 10$ :

```
SELECT MIN (S.age)
FROM Sailors S
WHERE S.rating = i
```

# Queries With GROUP BY and HAVING

SELECT	[DISTINCT]	<i>target-list</i>
FROM		<i>relation-list</i>
WHERE		<i>qualification</i>
GROUP BY		<i>grouping-list</i>
HAVING		<i>group-qualification</i>

- ❖ The *target-list* contains (i) attribute names (ii) terms with aggregate operations (e.g., MIN (*S.age*)).
  - The attribute list (i) must be a subset of *grouping-list*.  
Intuitively, each answer tuple corresponds to a *group*, and these attributes must have a single value per group. (A *group* is a set of tuples that have the same value for all attributes in *grouping-list*.)

# Conceptual Evaluation

- ❖ The cross-product of *relation-list* is computed, tuples that fail *qualification* are discarded, ‘*unnecessary*’ fields are deleted, and the remaining tuples are partitioned into groups by the value of attributes in *grouping-list*.
- ❖ The *group-qualification* is then applied to eliminate some groups. Expressions in *group-qualification* must have a *single value per group!*
  - In effect, an attribute in *group-qualification* that is not an argument of an aggregate op also appears in *grouping-list*. (SQL does not exploit primary key semantics here!)
- ❖ One answer tuple is generated per qualifying group.

Find the age of the youngest sailor with age  $\geq 18$ , for each rating with at least 2 such sailors

```
SELECT S.rating, MIN (S.age)
FROM Sailors S
WHERE S.age >= 18
GROUP BY S.rating
HAVING COUNT (*) > 1
```

- ❖ Only S.rating and S.age are mentioned in the SELECT, GROUP BY or HAVING clauses; other attributes 'unnecessary'.
- ❖ 2nd column of result is unnamed. (Use AS to name it.)

<u>sid</u>	sname	rating	age
22	dustin	7	45.0
31	lubber	8	55.5
71	zorba	10	16.0
64	horatio	7	35.0
29	brutus	1	33.0
58	rusty	10	35.0

rating	age
1	33.0
7	45.0
7	35.0
8	55.5
10	35.0

rating
7
35.0

Answer relation

*For each red boat, find the number of reservations for this boat*

```
SELECT B.bid, COUNT (*) AS scout
FROM Sailors S, Boats B, Reserves R
WHERE S.sid=R.sid AND R.bid=B.bid AND B.color='red'
GROUP BY B.bid
```

- ❖ Grouping over a join of three relations.
- ❖ What do we get if we remove *B.color='red'* from the WHERE clause and add a HAVING clause with this condition?
- ❖ What if we drop Sailors and the condition involving S.sid?

*Find the age of the youngest sailor with age > 18,  
for each rating with at least 2 sailors (of any age)*

```
SELECT S.rating, MIN (S.age)
FROM Sailors S
WHERE S.age > 18
GROUP BY S.rating
HAVING 1 < (SELECT COUNT (*)
            FROM Sailors S2
            WHERE S.rating=S2.rating)
```

- ❖ Shows HAVING clause can also contain a subquery.
- ❖ Compare this with the query where we considered only ratings with 2 sailors over 18!
- ❖ What if HAVING clause is replaced by:
  - HAVING COUNT(\*) >1

*Find those ratings for which the average age is the minimum over all ratings*

- ❖ Aggregate operations cannot be nested! WRONG:

```
SELECT S.rating
FROM Sailors S
WHERE S.age = (SELECT MIN (AVG (S2.age)) FROM Sailors S2)
```

- ❖ Correct solution (in SQL/92):

```
SELECT Temp.rating, Temp.avgage
FROM (SELECT S.rating, AVG (S.age) AS avgage
      FROM Sailors S
      GROUP BY S.rating) AS Temp
WHERE Temp.avgage = (SELECT MIN (Temp.avgage)
                    FROM Temp)
```



# Null Values

- ❖ Field values in a tuple are sometimes *unknown* (e.g., a rating has not been assigned) or *inapplicable* (e.g., no spouse's name).
  - SQL provides a special value *null* for such situations.
- ❖ The presence of *null* complicates many issues. E.g.:
  - Special operators needed to check if value is/is not *null*.
  - Is *rating* > 8 true or false when *rating* is equal to *null*? What about AND, OR and NOT connectives?
  - We need a 3-valued logic (true, false and *unknown*).
  - Meaning of constructs must be defined carefully. (e.g., WHERE clause eliminates rows that don't evaluate to true.)
  - New operators (in particular, *outer joins*) possible/needed.

# Embedded SQL

- ❖ SQL commands can be called from within a host language (e.g., C or COBOL) program.
  - SQL statements can refer to host variables (including special variables used to return status).
  - Must include a statement to *connect* to the right database.
- ❖ SQL relations are (multi-) sets of records, with no *a priori* bound on the number of records.  
No such data structure in C.
  - SQL supports a mechanism called a *cursor* to handle this.

# Cursors

- ❖ Can declare a cursor on a relation or query statement (which generates a relation).
- ❖ Can *open* a cursor, and repeatedly *fetch* a tuple then *move* the cursor, until all tuples have been retrieved.
  - Can use a special clause, called ORDER BY, in queries that are accessed through a cursor, to control the order in which tuples are returned.
    - ◆ Fields in ORDER BY clause must also appear in SELECT clause.
  - The ORDER BY clause, which orders answer tuples, is *only* allowed in the context of a cursor.
- ❖ Can also *modify* / *delete* tuple pointed to by a cursor.

*Cursor that gets names of sailors who've reserved a red boat, in alphabetical order*

```
EXEC SQL DECLARE sinfo CURSOR FOR
SELECT S.sname
FROM Sailors S, Boats B, Reserves R
WHERE S.sid=R.sid AND R.bid=B.bid AND B.color='red'
ORDER BY S.sname
```

- ❖ Note that it is illegal to replace *S.sname* by, say, *S.sid* in the ORDER BY clause! (Why?)
- ❖ Can we add *S.sid* to the SELECT clause and replace *S.sname* by *S.sid* in the ORDER BY clause?

# *Embedding SQL in C: An Example*

```
char SQLSTATE[6];
EXEC SQL BEGIN DECLARE SECTION
char c_sname[20]; short c_minrating; float c_age;
EXEC SQL END DECLARE SECTION
c_minrating = random();
EXEC SQL DECLARE sinfo CURSOR FOR
    SELECT S.sname, S.age FROM Sailors S
    WHERE S.rating > :c_minrating
    ORDER BY S.sname;
do {
    EXEC SQL FETCH sinfo INTO :c_sname, :c_age;
    printf("%s is %d years old\n", c_sname, c_age);
} while (SQLSTATE != '02000');
EXEC SQL CLOSE sinfo;
```


# Database APIs: Alternative to embedding

Rather than modify compiler, add library with database calls (API)

- ❖ special standardized interface: procedures/objects
- ❖ passes SQL strings from language, presents result sets in a language-friendly way
- ❖ Microsoft's *ODBC* becoming C/C++ standard on Windows
- ❖ Sun's *JDBC* a Java equivalent
- ❖ Supposedly DBMS-neutral
  - a “driver” traps the calls and translates them into DBMS-specific code
  - database can be across a network

# SQL API in Java (JDBC)


```
Connection con = // connect
    DriverManager.getConnection(url, "login", "pass");
Statement stmt = con.createStatement(); // set up stmt
String query = "SELECT name, rating FROM Sailors";
ResultSet rs = stmt.executeQuery(query);
try { // handle exceptions
    // Loop through result tuples
    while (rs.next()) {
        String s = rs.getString("name");
        Int n = rs.getFloat("rating");
        System.out.println(s + " " + n);
    }
} catch(SQLException ex) {
    System.out.println(ex.getMessage ()
        + ex.getSQLState () + ex.getErrorCode ());
}
```



## Integrity Constraints (Review)

- ❖ An IC describes conditions that every *legal instance* of a relation must satisfy.
  - Inserts/deletes/updates that violate IC's are disallowed.
  - Can be used to ensure application semantics (e.g., *sid* is a key), or prevent inconsistencies (e.g., *sname* has to be a string, *age* must be < 200)
- ❖ Types of IC's: Domain constraints, primary key constraints, foreign key constraints, general constraints.
  - *Domain constraints*: Field values must be of right type. Always enforced.





## General Constraints

- ❖ Useful when more general ICs than keys are involved.
- ❖ Can use queries to express constraint.
- ❖ Constraints can be named.

```
CREATE TABLE Sailors
( sid INTEGER,
  sname CHAR(10),
  rating INTEGER,
  age REAL,
  PRIMARY KEY (sid),
  CHECK ( rating >= 1
         AND rating <= 10 )
```

### CREATE TABLE Reserves

```
( sname CHAR(10),
  bid INTEGER,
  day DATE,
  PRIMARY KEY (bid,day),
  CONSTRAINT noInterlakeRes
  CHECK ( `Interlake' <>
         ( SELECT B.bname
           FROM Boats B
           WHERE B.bid=bid)))
```

# Constraints Over Multiple Relations

```
CREATE TABLE Sailors
```

```
( sid INTEGER,  
  sname CHAR(10),  
  rating INTEGER,  
  age REAL,  
  PRIMARY KEY (sid),  
  CHECK
```

*Number of boats  
plus number of  
sailors is < 100*

- ❖ Awkward and wrong!
  - ❖ If Sailors is empty, the number of Boats tuples can be anything!
  - ❖ ASSERTION is the right solution; not associated with either table.
- ```
( (SELECT COUNT (S.sid) FROM Sailors S)  
+ (SELECT COUNT (B.bid) FROM Boats B) < 100 ) ;  
  
CREATE ASSERTION smallClub  
CHECK  
( (SELECT COUNT (S.sid) FROM Sailors S)  
+ (SELECT COUNT (B.bid) FROM Boats B) < 100
```

# Triggers

- ❖ Trigger: procedure that starts automatically if specified changes occur to the DBMS
- ❖ Three parts:
  - Event (activates the trigger)
  - Condition (tests whether the triggers should run)
  - Action (what happens if the trigger runs)



## *Triggers: Example (SQL:1999)*

```
CREATE TRIGGER youngSailorUpdate
  AFTER INSERT ON SAILORS
  REFERENCING NEW TABLE NewSailors
  FOR EACH STATEMENT
  INSERT
    INTO YoungSailors(sid, name, age, rating)
  SELECT sid, name, age, rating
  FROM NewSailors N
  WHERE N.age <= 18
```

## Summary

- ❖ SQL was an important factor in the early acceptance of the relational model; more natural than earlier, procedural query languages.
- ❖ Relationally complete; in fact, significantly more expressive power than relational algebra.
- ❖ Even queries that can be expressed in RA can often be expressed more naturally in SQL.
- ❖ Many alternative ways to write a query; optimizer should look for most efficient evaluation plan.
  - In practice, users need to be aware of how queries are optimized and evaluated for best results.



## *Summary (Contd.)*

- ❖ NULL for unknown field values brings many complications
- ❖ Embedded SQL allows execution within a host language; cursor mechanism allows retrieval of one record at a time
- ❖ APIs such as ODBC and ODBC introduce a layer of abstraction between application and DBMS
- ❖ SQL allows specification of rich integrity constraints
- ❖ Triggers respond to changes in the database