

Lecture 6 : Induction

Instructor: Dieter van Melkebeek

Scribe: Dalibor Zelený

DRAFT

Last time we began discussing proofs. We mentioned some proof paradigms that are generally applicable. For implications, we saw how to write a direct proof and an indirect proof. We saw how to prove equivalences by proving two implications and by constructing a chain of equivalences. We also saw two techniques applicable to proofs of any statements, namely proof by contradiction and proof by cases. However, you should not feel limited to using only those methods when you write proofs. Any sequence of logical deductions starting from a set of axioms and ending with the proposition you want to prove is acceptable.

Today we focus on a proof paradigm called induction. Induction is an important proof technique in the realm of discrete mathematics and in computer science. Today we discuss some applications of this proof technique. We will see different forms of induction in the next lecture, and we will see some of its applications in computer science in the lecture after that.

6.1 Induction

Consider the set of natural numbers. Suppose we know the following two facts about these numbers:

1. Number 0 is happy.
2. If number n is happy, this makes number $n + 1$ happy as well.

We conclude that every natural number is happy. Why? We know that 0 is happy. Then by the second fact with $n = 0$, we know that $0 + 1 = 1$ is happy as well. To show that 2 is happy, use the fact that 1 is happy (which we just proved) and the second fact with $n = 1$. We can continue in this fashion to prove that every natural number is happy.

The example above demonstrates the key idea behind induction. We use induction to prove statements of the form $(\forall n \in \mathbb{N})P(n)$ where P is some predicate mapping natural numbers to propositions. We do so by proving two statements:

1. The *base case*: $P(0)$
2. The *induction step*: $(\forall n \in \mathbb{N}) P(n) \Rightarrow P(n + 1)$

Proving the base case and the induction step shows that $P(n)$ holds for all n . Formally, the inference rule is

$$\frac{P(0) \quad (\forall n \in \mathbb{N}) P(n) \Rightarrow P(n + 1)}{(\forall n \in \mathbb{N}) P(n)} \quad (6.1)$$

In the example above, $P(n)$ was “number n is happy”. Note that the two antecedents in the inference rule correspond directly to the two statements about the happiness of natural numbers we made at the beginning of this section.

6.2 Examples

Let's see some examples of proofs by induction. We start with a simple example that highlights the technique. Then we show that some predicates $P(n)$ are not suitable for induction, but a slight rewording of $P(n)$, usually a generalization, may be sufficient to make an inductive proof go through. We also give an incorrect inductive proof to highlight a common mistake. Our last example shows we can modify the inference rule (6.1) to get a proof in cases where we are only interested in some subset of \mathbb{N} as opposed to all of \mathbb{N} .

Before we start with our first example, let's give an overview of an inductive argument in steps.

Step 1: Say that we give a proof by induction. Here it is also good to say what “variable” (say n) is used in the proof.

Step 2: Define a predicate P in terms of our “variable” n , and state the base case and the inductive step.

Step 3: Prove the base case $P(0)$ using a proof technique of your choice.

Step 4: Prove the inductive step $P(n) \Rightarrow P(n+1)$ using a proof technique of your choice. In this part of the proof, we refer to $P(n)$ as the *induction hypothesis*.

Step 5: Conclude that we have proved our statement by induction for all n .

We label these steps in the proofs that follow. The labels are only for didactic reasons, and are not used in mathematical writing.

6.2.1 A Straightforward Example

As our first example of a proof by induction, we prove a statement about the sum of the first n positive integers.

Theorem 6.1. $(\forall n \in \mathbb{N}) \quad 1 + 2 + \cdots + n = \frac{n(n+1)}{2}$

Note that the statement of Theorem 6.1 has the form of the conclusion of the inference rule (6.1), so it is reasonable to think that an inductive proof could work.

Proof of Theorem 6.1.

Step 1 We give a proof by induction on n .

Step 2 We prove the statement $(\forall n \in \mathbb{N}) \quad P(n)$ where $P(n)$ says that

$$1 + 2 + \cdots + n = \frac{n(n+1)}{2}. \quad (6.2)$$

Step 3 We first argue the base case $P(0)$. Note that in $P(0)$, the left-hand side of (6.2) is the empty sum 0, and the right-hand side is $0(0+1)/2 = 0$, so the base case holds.

Step 4 Now we argue that the inductive step is valid. We to prove the implication $P(n) \Rightarrow P(n+1)$ for an arbitrary n using a direct proof.

Let $n \in \mathbb{N}$ and assume that $P(n)$ holds, that is, assume that $1 + 2 + \cdots + n = n(n+1)/2$. Consider the sum

$$1 + 2 + \cdots + n + (n+1). \quad (6.3)$$

The sum of the first n terms in (6.3) is $n(n+1)/2$ by the induction hypothesis, and we can rewrite the last term in (6.3) as $n+1 = 2(n+1)/2$, so we have

$$1 + 2 + \cdots + n + (n+1) = (1 + 2 + \cdots + n) + (n+1) = \frac{n(n+1)}{2} + \frac{2(n+1)}{2} = \frac{(n+2)(n+1)}{2}.$$

This says that

$$1 + 2 + \cdots + n + (n+1) = \frac{(n+1)(n+2)}{2},$$

which is $P(n+1)$.

This completes the proof of the inductive step.

Step 5 It follows by induction that for all $n \in \mathbb{N}$, $1 + 2 + \cdots + n = \frac{n(n+1)}{2}$. □

6.2.2 Proving a More General Result

In a proof by induction, we need to pay extra attention to the definition of the statement $P(n)$. In some cases, our first attempt at an expression for $P(n)$ won't make our proof go through; however, it may be possible to tweak $P(n)$ to obtain another predicate $P'(n)$ and prove the statement $(\forall n)P'(n)$ instead of $(\forall n)P(n)$. This doesn't look useful if our goal is to prove $(\forall n)P(n)$, but $P'(n)$ is often a stronger statement that implies $P(n)$. In that case, we use the following inference after proving $(\forall n)P'(n)$:

$$\frac{(\forall n \in \mathbb{N}) \ P'(n)}{(\forall n \in \mathbb{N}) \ P(n)} \Rightarrow P(n)$$

This completes the proof that $P(n)$ holds for all n .

We now give an example of this situation.

Consider a $2^n \times 2^n$ square grid. We would like to tile it with L-shaped pieces (see Figure 6.1b), which we call L-shapes. Our tiling should satisfy the following conditions:

1. No two L-shapes overlap.
2. All squares except for one of the four squares in the center of the grid are covered by some L-shape.

We show a tiling of a 4×4 grid from Figure 6.1a in Figure 6.1c.

We want to show that it is possible to tile a $2^n \times 2^n$ grid subject to our two conditions for every $n \in \mathbb{N}$. For that purpose, we devise the predicate $P(n)$: "It is possible to tile a $2^n \times 2^n$ grid subject to conditions 1 and 2," and try to prove the following theorem by induction.

Theorem 6.2. *For every $n \in \mathbb{N}$, it is possible to tile a $2^n \times 2^n$ grid with L-shapes subject to conditions 1 and 2.*

Proof that does not quite work.

Step 1 We proceed by induction on n .

Step 2 Let $P(n)$ be the statement "it is possible to tile a $2^n \times 2^n$ grid with L-shapes subject to conditions 1 and 2". We prove the base case $P(0)$ and the inductive step $(\forall n \in \mathbb{N})P(n) \Rightarrow P(n+1)$.

Step 3 First we prove the base case $P(0)$, that is, we show that it is possible to tile a 1×1 grid with L-shapes subject to conditions 1 and 2. A 1×1 grid consists of only one square, and this square is in the center of the grid, so we can leave it uncovered. Since there are no other squares in the grid to cover, this gives us a valid tiling of a 1×1 grid.

Step 4

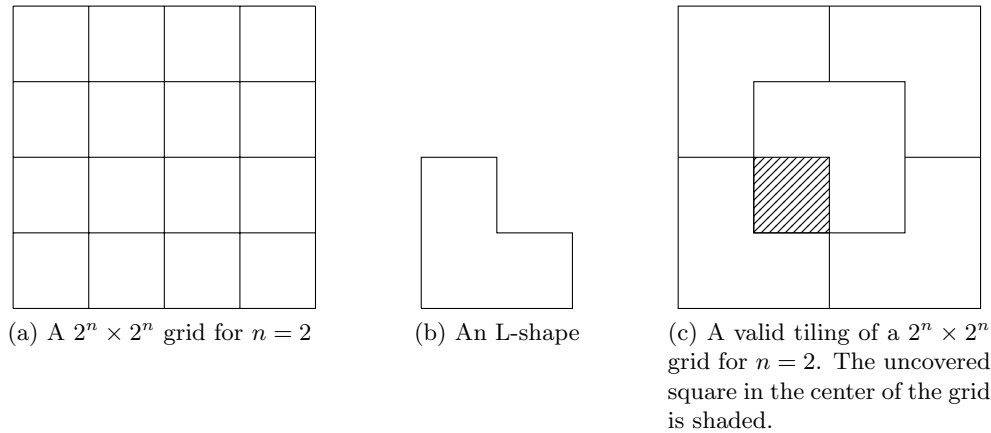


Figure 6.1: Tiling a grid with L-shapes.

Now we prove the inductive step using a direct proof.

Let $n \in \mathbb{N}$ and assume that we can tile a $2^n \times 2^n$ grid with L-shapes subject to conditions 1 and 2. Consider a $2^{n+1} \times 2^{n+1}$ grid. Split it into four $2^n \times 2^n$ grids as shown in Figure 6.2a. Without loss of generality, we can assume that our goal is to tile the $2^{n+1} \times 2^{n+1}$ grid so that the uncovered central square is in the $2^n \times 2^n$ subgrid labeled with a 2. This is without loss of generality because we can rotate the grid so that the uncovered square is in subgrid 2.

But now we have a problem. The inductive hypothesis only tells us how to tile each subgrid using L-shapes so that one of the central squares in that subgrid is not covered but every other square is covered. However, as we can see in Figure 6.2b, a central square of subgrid 1 is not a central square of the whole grid. Hence, tiling subgrids 1, 3 and 4 using our inductive hypothesis produces three uncovered squares, and we cannot cover those without adding extra L-shapes that overlap with other L-shapes already placed, thus violating condition 1. Moreover, the square that is supposed to stay uncovered in the $2^{n+1} \times 2^{n+1}$ grid is a corner square of subgrid 2, and the inductive hypothesis tells us nothing about how to tile a subgrid while leaving a corner uncovered. \square

But not all is lost. If we could somehow move the uncovered squares in subgrids 1, 3 and 4 to the center of the $2^{n+1} \times 2^{n+1}$ grid, we could cover all three of those squares with one L-shape as shown in Figure 6.3a. What then remains to show is that we can tile a subgrid using L-shapes so that only one corner square of the subgrid is not covered.

That argument would work, but we take a different route. We prove a more general statement as Theorem 6.3.

We pick one square s in the grid, and relax our conditions for a valid tiling as follows:

1'. No two L-shapes overlap.

2'. All squares of the grid except for s are covered by some L-shape.

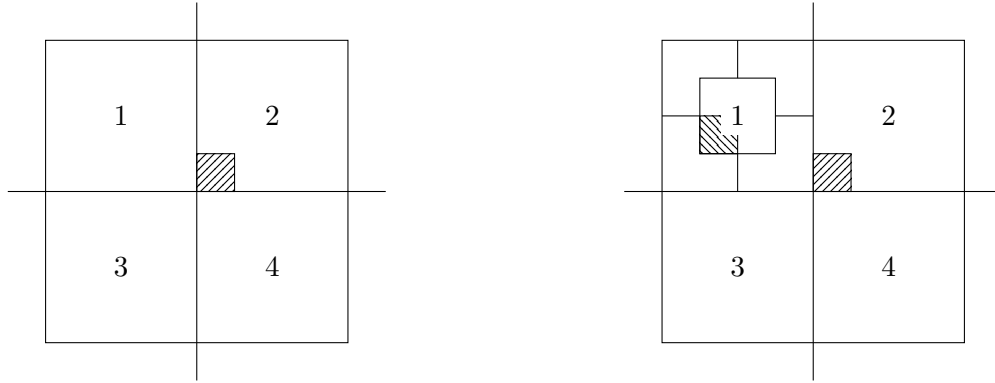
Theorem 6.3. *For every $n \in \mathbb{N}$ and every square s in a $2^n \times 2^n$ grid, there is a tiling that satisfies conditions 1' and 2'.*

Proof.

Step 1 We proceed by induction on n .

Step 2 Let $P'(n)$ be the statement “it is possible to tile a $2^n \times 2^n$ grid with L-shapes subject to conditions 1' and 2'”. We prove the base case $P'(0)$ and the inductive step $(\forall n \in \mathbb{N}) P'(n) \Rightarrow P'(n+1)$.

Step 3



(a) Splitting a grid of size $2^{n+1} \times 2^{n+1}$ into four grids of size $2^n \times 2^n$.

(b) We cannot combine tilings granted by the induction hypothesis into a tiling of the entire grid. The tiling of subgrid 1 does not cover a square that is not in the center of the $2^{n+1} \times 2^{n+1}$ grid, and trying to cover it with an L-shape would cause two L-shapes to overlap. Moreover, we have no idea how to tile the $2^n \times 2^n$ subgrid 2 when we want to leave a corner square of that subgrid uncovered.

Figure 6.2: A failed attempt to prove Theorem 6.2

First we prove the base case $P'(0)$, that is, we show that it is possible to tile a 1×1 grid with L-shapes subject to conditions 1' and 2'. A 1×1 grid consists of only one square. This square is s , and we can leave it untiled. Since there are no other squares in the grid to tile, this gives us a valid tiling of a 1×1 grid.

Step 4 Now we prove the inductive step using a direct proof.

Let $n \in \mathbb{N}$ and assume that we can tile a $2^n \times 2^n$ grid with L-shapes subject to conditions 1' and 2'. Consider a $2^{n+1} \times 2^{n+1}$ grid. Split it into four $2^n \times 2^n$ grids as shown in Figure 6.3b. Without loss of generality, we can assume that s is in subgrid 2. This is without loss of generality because we can rotate the grid so that s is in subgrid 2.

We are fine!

Since we don't require our tilings to satisfy the over-restrictive condition 2 from Theorem 6.2, but only the less restrictive condition 2', the induction hypothesis implies that we can tile subgrid 1 so that its lower-right corner square s_1 is not covered. Similarly, we can tile subgrid 2 so that s is not covered, tile subgrid 3 so that its upper-right corner square s_3 is not covered, and tile subgrid 4 so that its upper-left corner square s_4 is not covered.

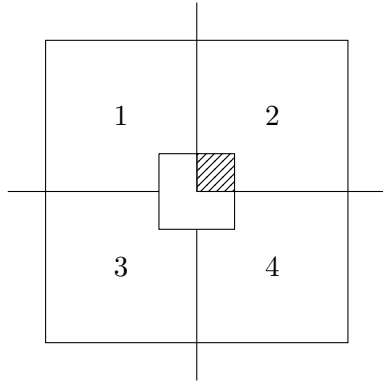
After we combine the four tilings we obtained from the induction hypothesis, the only untiled squares are the squares s , s_1 , s_3 , and s_4 . We leave s untiled, and we use one L-shape to cover the squares s_1 , s_3 , and s_4 as shown in Figure 6.3b. Adding this tile to our four combined tilings gives us a tiling of the entire grid that covers all squares except for s , which is what we wanted.

Step 5

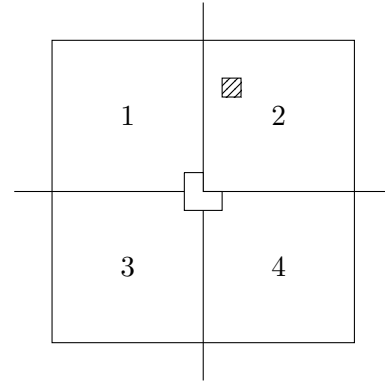
It follows by induction that for all $n \in \mathbb{N}$, we can pick any one square s in a $2^n \times 2^n$ grid and tile that grid with non-overlapping L-shapes so that s is the only square that is left uncovered. \square

Now Theorem 6.2 is a special case of our more general Theorem 6.3.

Correct proof of Theorem 6.2. Let n be an arbitrary natural number, and let s be a central square of the $2^n \times 2^n$ grid. By Theorem 6.3, we can tile this grid with non-overlapping L-shapes so that only s is uncovered. \square



(a) Cover three central squares with an L-shape. Now we need to find tilings of each subgrid so that one corner square is uncovered in each subgrid.



(b) In fact, the square we leave uncovered can be anywhere in the grid. Place an L-shape so that it covers one corner in each of the subgrids not containing the square we leave uncovered. The induction hypothesis provides us with a tiling of a subgrid that leaves one arbitrary square uncovered, so we choose a tiling that doesn't cover either the shaded square or that doesn't cover the square already covered by our L-shape.

Figure 6.3: Fixing the proof of Theorem 6.2

6.2.3 An Incorrect Proof

Just like with any proof, we need to avoid misleading notation. For example, the following faulty argument “proves” that all horses have the same color.

Incorrect proof that all horses have the same color.

- Step 1 We prove by induction on the number of horses that all horses have the same color.
- Step 2 The smallest group of horses is a group of one horse. Since we usually write our predicate P so that $P(0)$ corresponds to the base case, we define $P(n)$ as “All horses in a group of $n + 1$ horses have the same color.”
- Step 3 We first prove the base case $P(0)$ which says that all horses in a group of 1 horse have the same color. If there is only one horse in a group, all horses in that group have the same color as that one horse, so the statement is true.
- Step 4 Now we prove the implication $P(n) \Rightarrow P(n + 1)$ for all n . That is, we show for all n that if all horses in any group of $n + 1$ horses have the same color, then all horses in any group of $n + 2$ horses also have the same color. We do so using a direct proof.

Assume that all horses in any group of $n + 1$ horses have the same color. Then consider a group of $n + 2$ horses. Label those horses $h_1, h_2, \dots, h_{n+1}, h_{n+2}$, and form the following two groups of $n + 1$ horses:

$$\begin{array}{llllll} \text{Group 1:} & h_1 & h_2 & h_3 & \cdots & h_n & h_{n+1} \\ \text{Group 2:} & & h_2 & h_3 & \cdots & h_n & h_{n+1} & h_{n+2} \end{array}$$

By the induction hypothesis, all horses in the first group have the same color. Since h_2 is in that group, horses $h_1, h_2, \dots, h_n, h_{n+1}$ all have the same color as horse h_2 . The induction hypothesis also implies that all horses in the second group have the same color. Thus, horses $h_2, h_3, \dots, h_n, h_{n+1}, h_{n+2}$ all have the same color. In particular, since horse h_2 and horse h_{n+2} are both in that group, horse h_{n+2} has the same color as horse h_2 . But then horses $h_1, h_2, \dots, h_n, h_{n+1}$ and h_{n+2} all have the same color.

Step 5

It follows by induction that for all n , all horses in any group of $n + 1$ horses have the same color. \square

But that conclusion is certainly false. There are horses of multiple colors in the world. Therefore, there is something wrong with the proof.

The problem is in the proof of the inductive step. To prove the inductive step, one must show that $(\forall n \in \mathbb{N})P(n) \Rightarrow P(n + 1)$. But there is an n for which our argument fails to prove the implication in the inductive step. In fact, the proof fails for the very first n , i.e., for $n = 0$. When $n = 0$, the implication says “If all horses in any group of 1 horse have the same color, then all horses in any group of 2 horses have the same color.”

Our argument relies on the fact that horse h_2 belongs to both groups of $n + 1$ horses we created. The first group consists of horses labeled 1 through $n + 1$, and if $n = 0$, this means it consists only of horse h_1 . The second group consists of horses labeled 2 through $n + 2 = 2$, so it also consists of only one horse, namely horse h_2 . Thus, we know that all horses in the group consisting only of h_1 have the same color, and all horses in the group consisting only of h_2 have the same color. However, knowing only this does not let us conclude that h_1 and h_2 both have the same color because these two groups have no horse in common.

We got misled by the way we wrote the lists of horses in our two groups. We wrote them down so that they visually overlapped. The groups indeed overlap for $n > 0$, but do not overlap for $n = 0$. Unfortunately, we listed the horses in a way that hides this issue.

6.2.4 Changing the Inference Rule

In the previous section, we gave a somewhat nonstandard definition of the predicate $P(n)$ used in the inductive proof. We did that in order to fit the inference rule (6.1). Here we encounter another setting where such a modification would be necessary, but the resulting expression for $P(n)$ would look clumsy. Thus, instead, we modify our inference rule.

Suppose you are given an infinite number of 4-cent and 7-cent stamps. What amounts of postage can you realize using your infinite supply?

Before stating and proving any facts about which amounts of postage we can realize, let’s start listing amounts of postage and see if we can realize them as a combination of 7-cent and 4-cent stamps. We do this in Table 6.1.

Postage	Stamps	Postage	Stamps	Postage	Stamps
1	impossible	9	impossible	17	impossible
2	impossible	10	impossible	18	$1 \times 4 + 2 \times 7$
3	impossible	11	$1 \times 4 + 1 \times 7$	19	$3 \times 4 + 1 \times 7$
4	1×4	12	3×4	20	5×4
5	impossible	13	impossible	21	3×7
6	impossible	14	2×7	22	$2 \times 4 + 2 \times 7$
7	1×7	15	$2 \times 4 + 1 \times 7$	23	$4 \times 4 + 1 \times 7$
8	2×4	16	4×4	24	6×4

Table 6.1: Realizability of amounts of postage as a combination of 4-cent and 7-cent stamps. For example, it is not possible to get a postage of 13 Cents as a combination of 4-Cent and 7-Cent stamps. On the other hand, we can combine two 4-Cent and one 7-Cent stamp to get a postage of 15 Cents.

We observe Table 6.1 and conjecture that it is possible to realize every postage of 18 Cents or higher as a combination of 4-Cent and 7-Cent stamps. This is indeed true, and we prove it in a moment.

Let's define the predicate $P(n)$ for the inductive proof. A first attempt would be $P(n)$: "It is possible to realize a postage of n Cents as a combination of 4-Cent and 7-Cent stamps". But the base case $P(0)$ would then say: "It is possible to realize a postage of 0 Cents as a combination of 4-Cent and 7-Cent stamps". While this is a true statement, it is quite useless because we only care about postages of 18 Cents and more. Thus, we could restate our predicate as $P(n)$: "It is possible to realize a postage of $n + 18$ Cents as a combination of 4-Cent and 7-Cent stamps" to get the correct base case. But then we would have to add 18 to everything in our inductive proof. If we see a repeating expression like this in our proof, we should consider rewording parts of the proof.

When we introduced induction, our motivation was to prove some property for all natural numbers. Thus, we defined a predicate $P(n)$ that captured some property of n . We showed the proposition $P(0)$ was true, and then argued that $P(n)$ implies $P(n + 1)$ for every natural number n . But in our current setting, we don't care about all natural numbers. We only care about natural numbers that are 18 and greater. Thus, proving $P(18)$ as the base case and proving the implication $P(n) \Rightarrow P(n + 1)$ for all natural numbers $n \geq 18$ as the inductive step is sufficient for proving that $P(n)$ holds for all natural numbers $n \geq 18$. Our modified inference rule becomes

$$\frac{P(18) \quad (\forall n \in \mathbb{N}) \quad n \geq 18 \Rightarrow (P(n) \Rightarrow P(n + 1))}{(\forall n \in \mathbb{N}) \quad n \geq 18 \Rightarrow P(n)}$$

And now we can define $P(n)$: "It is possible to realize a postage of n Cents as a combination of 4-Cent and 7-Cent stamps" and use that in our inductive proof instead of the clumsier expression that adds 18 to everything.

We are finally ready to state and prove our result.

Theorem 6.4. *For every $n \in \mathbb{N}$ such that $n \geq 18$, it is possible to realize a postage of n Cents using a combination of 4-Cent and 7-Cent stamps.*

Proof.

Step 1 We give a proof by induction on n .

Step 2 Let $P(n)$ be the statement "It is possible to realize a postage of n Cents as a combination of 4-Cent and 7-Cent stamps". We prove the base case $P(18)$ and the inductive step $P(n) \Rightarrow P(n + 1)$ for all $n \geq 18$.

Step 3 We can combine one 4-Cent and two 7-Cent stamps to get a postage of $4 + 2 \cdot 7 = 18$ Cents. This proves the base case $P(18)$.

Step 4 Let $n \geq 18$ and assume it is possible to realize a postage of n Cents as a combination of 4-Cent and 7-Cent stamps. This means that there are $a, b \in \mathbb{N}$ such that $n = 4a + 7b$. Observe that either $b \neq 0$ or $b = 0$. We prove by cases that there exist $a', b' \in \mathbb{N}$ such that $n + 1 = 4a' + 7b'$. In the first case, we use at least one 7-Cent stamp, and in the second case we use no 7-Cent stamps.

Case 1: $b = 0$. Since $n = 4a + 7b$, we can write

$$n + 1 = 4a + 7b + 1 = 4a + 7(b - 1) + 1 \cdot 7 + 1 = 4a + 7(b - 1) + 8 = 4(a + 2) + 7(b - 1). \quad (6.4)$$

Equation (6.4) shows that $n + 1 = 4(a + 2) + 7(b - 1)$. Let $a' = a + 2$ and $b' = b - 1$. Since $a \geq 0$ and $b \geq 1$, both a' and b' are natural numbers, which means that $n + 1 = 4a' + 7b'$ for some $a', b' \in \mathbb{N}$. Then we can get a postage of $n + 1$ by combining a' 4-Cent and b' 7-Cent stamps.

Case 2: $b = 0$. In this case we only use 4-cent stamps. Thus, $n \geq 20$ because we cannot realize 18 or 19 Cents of postage using only 4-Cent stamps. Furthermore, since $n \geq 20$, we are using at least five 4-Cent stamps, so $a \geq 5$. We now have $n = 4a$, and can write

$$n + 1 = 4a + 1 = 4(a - 5) + 4 \cdot 5 + 1 = 4(a - 5) + 21 = 4(a - 5) + 7 \cdot 3. \quad (6.5)$$

Equation (6.5) shows that $n + 1 = 4(a - 5) + 7 \cdot 3$. Let $a' = a - b$ and $b' = 3$. Since $a \geq 5$, a' is a natural number. We defined b' as a natural number too. Like in case 1, we conclude that $n + 1 = 4a' + 7b'$ for some $a', b' \in \mathbb{N}$. Then we can get a postage of $n + 1$ by combining a' 4-Cent and b' 7-Cents stamps.

Step 5 It follows by induction that for every $n \in \mathbb{N}$ such that $n \geq 18$, it is possible to realize a postage of n Cents using a combination of 4-Cent and 7-Cent stamps. \square

6.3 Next Time

We will see another way to modify the inference rule in the next lecture. The inference rule we will describe is the basis of a proof technique called strong induction.