



## **Chapter 5**

### **Large and Fast: Exploiting Memory Hierarchy**



# Outline for Chapter 5

- Storage technologies
- Caches
- Virtual Memory
- General framework to reason about caches
- Disk-storage and ECC

# Principle of Locality

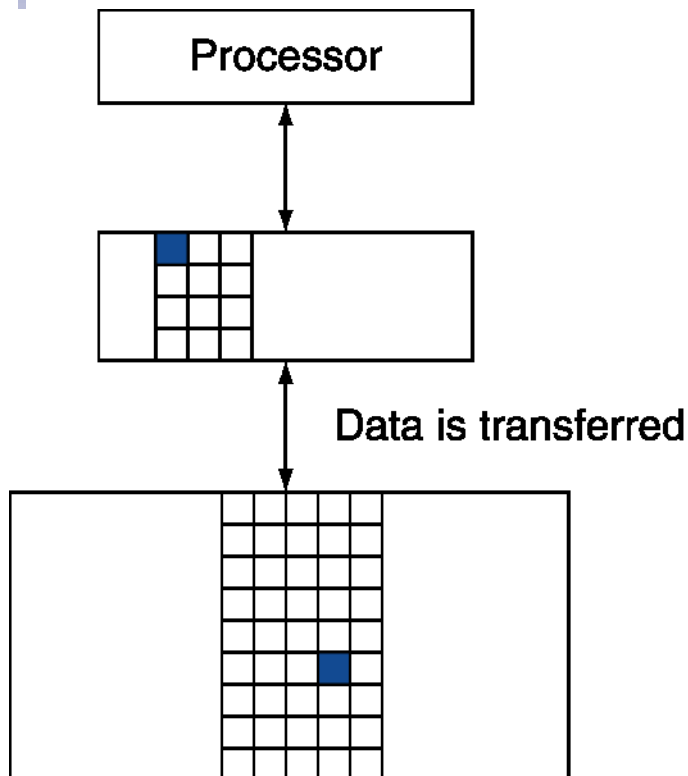
- Programs access a small proportion of their address space at any time
- Temporal locality
  - Items accessed recently are likely to be accessed again soon
  - e.g., instructions in a loop, induction variables
- Spatial locality
  - Items near those accessed recently are likely to be accessed soon
  - E.g., sequential instruction access, array data

# Taking Advantage of Locality

- Memory hierarchy
- Store everything on disk
- Copy recently accessed (and nearby) items from disk to smaller DRAM memory
  - Main memory
- Copy more recently accessed (and nearby) items from DRAM to smaller SRAM memory
  - Cache memory attached to CPU

# Memory Hierarchy Levels

- Block (aka line): unit of copying
  - May be multiple words
- If accessed data is present in upper level
  - Hit: access satisfied by upper level
    - Hit ratio: hits/accesses
- If accessed data is absent
  - Miss: block copied from lower level
    - Time taken: miss penalty
    - Miss ratio: misses/accesses  
 $= 1 - \text{hit ratio}$
  - Then accessed data supplied from upper level

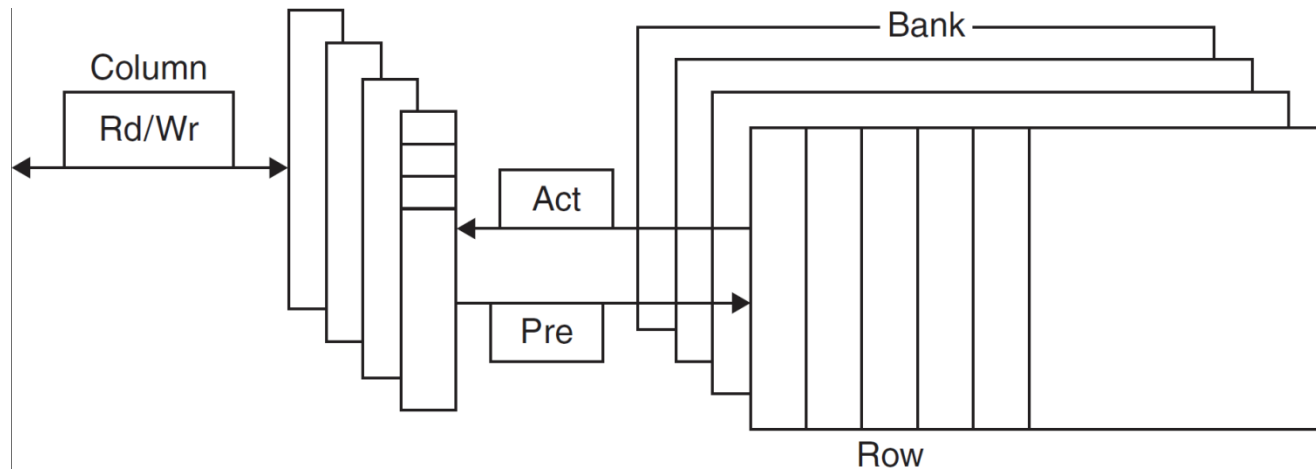


# Memory Technology

- Static RAM (SRAM)
  - 0.5ns – 2.5ns, \$2000 – \$5000 per GB
- Dynamic RAM (DRAM)
  - 50ns – 70ns, \$20 – \$75 per GB
- Magnetic disk
  - 5ms – 20ms, \$0.20 – \$2 per GB
- Ideal memory
  - Access time of SRAM
  - Capacity and cost/GB of disk

# DRAM Technology

- Data stored as a charge in a capacitor
  - Single transistor used to access the charge
  - Must periodically be refreshed
    - Read contents and write back
    - Performed on a DRAM “row”



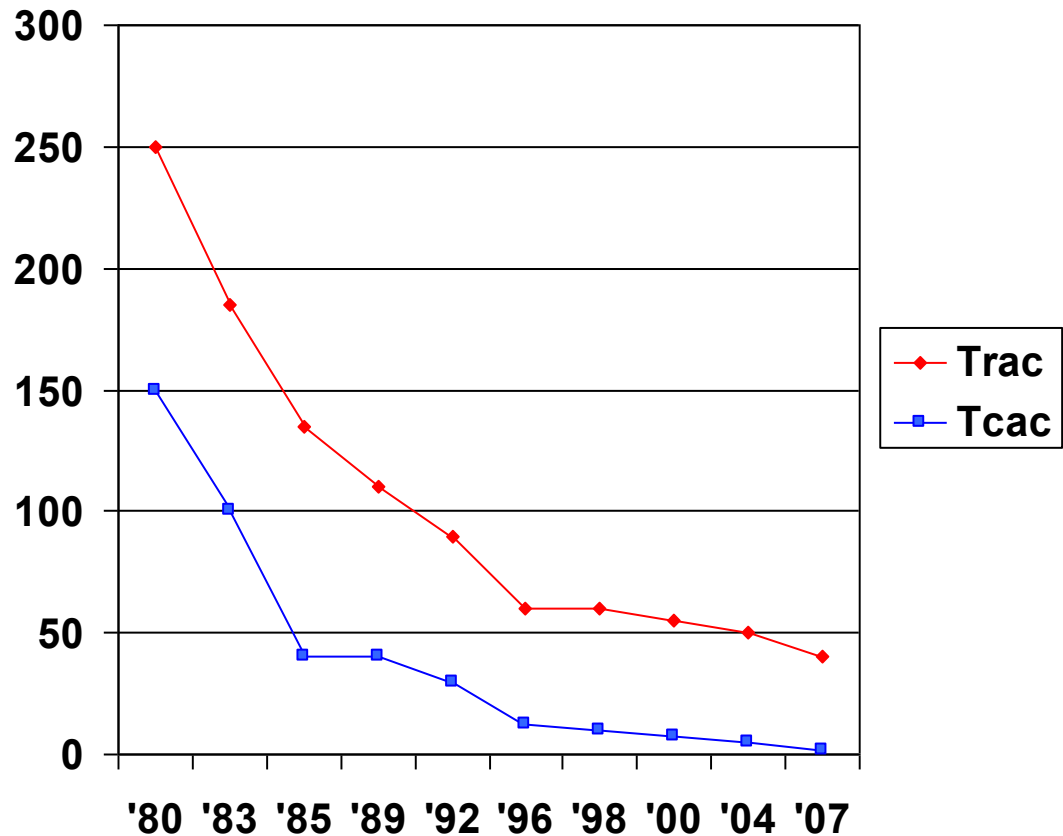


# Advanced DRAM Organization

- Bits in a DRAM are organized as a rectangular array
  - DRAM accesses an entire row
  - Burst mode: supply successive words from a row with reduced latency
- Double data rate (DDR) DRAM
  - Transfer on rising and falling clock edges
- Quad data rate (QDR) DRAM
  - Separate DDR inputs and outputs

# DRAM Generations

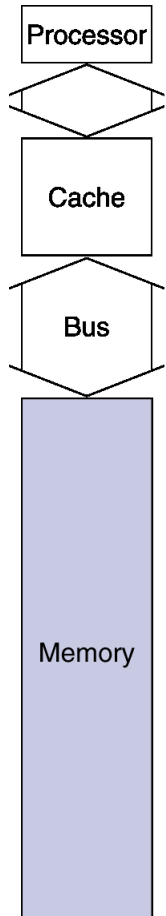
Year	Capacity	\$/GB
1980	64Kbit	\$1500000
1983	256Kbit	\$500000
1985	1Mbit	\$200000
1989	4Mbit	\$50000
1992	16Mbit	\$15000
1996	64Mbit	\$10000
1998	128Mbit	\$4000
2000	256Mbit	\$1000
2004	512Mbit	\$250
2007	1Gbit	\$50



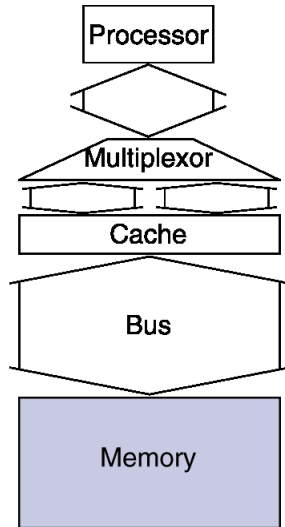
# DRAM Performance Factors

- Row buffer
  - Allows several words to be read and refreshed in parallel
- Synchronous DRAM
  - Allows for consecutive accesses in bursts without needing to send each address
  - Improves bandwidth
- DRAM banking
  - Allows simultaneous access to multiple DRAMs
  - Improves bandwidth

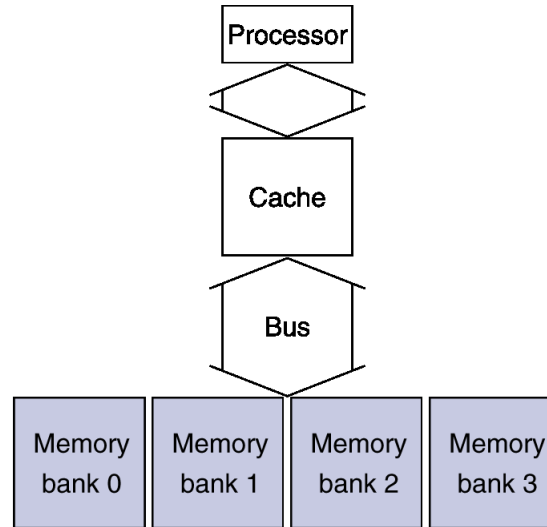
# Increasing Memory Bandwidth



a. One-word-wide memory organization



b. Wider memory organization




c. Interleaved memory organization

- 4-word wide memory
  - Miss penalty =  $1 + 15 + 1 = 17$  bus cycles
  - Bandwidth =  $16 \text{ bytes} / 17 \text{ cycles} = 0.94 \text{ B/cycle}$
- 4-bank interleaved memory
  - Miss penalty =  $1 + 15 + 4 \times 1 = 20$  bus cycles
  - Bandwidth =  $16 \text{ bytes} / 20 \text{ cycles} = 0.8 \text{ B/cycle}$

# Flash Storage

- Nonvolatile semiconductor storage
  - 100× – 1000× faster than disk
  - Smaller, lower power, more robust
  - But more \$/GB (between disk and DRAM)

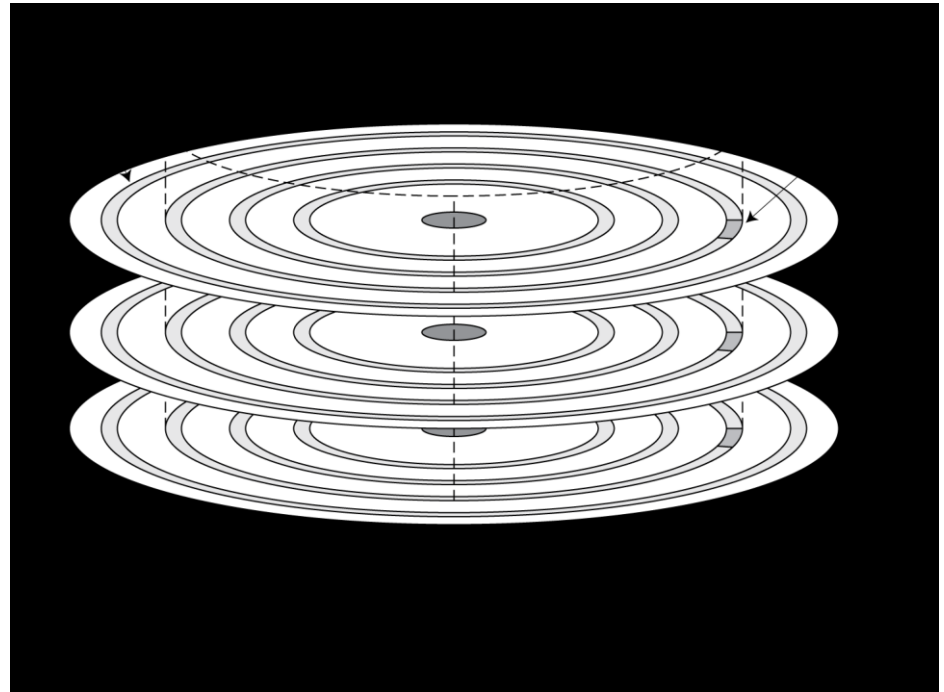


# Flash Types

- NOR flash: bit cell like a NOR gate
  - Random read/write access
  - Used for instruction memory in embedded systems
- NAND flash: bit cell like a NAND gate
  - Denser (bits/area), but block-at-a-time access
  - Cheaper per GB
  - Used for USB keys, media storage, ...
- Flash bits wears out after 1000's of accesses
  - Not suitable for direct RAM or disk replacement
  - Wear leveling: remap data to less used blocks

# Disk Storage

- Nonvolatile, rotating magnetic storage



# Disk Sectors and Access

- Each sector records
  - Sector ID
  - Data (512 bytes, 4096 bytes proposed)
  - Error correcting code (ECC)
    - Used to hide defects and recording errors
  - Synchronization fields and gaps
- Access to a sector involves
  - Queuing delay if other accesses are pending
  - Seek: move the heads
  - Rotational latency
  - Data transfer
  - Controller overhead



# Disk Access Example

- Given
  - 512B sector, 15,000rpm, 4ms average seek time, 100MB/s transfer rate, 0.2ms controller overhead, idle disk
- Average read time
  - 4ms seek time
    - +  $\frac{1}{2} / (15,000/60) = 2\text{ms}$  rotational latency
    - +  $512 / 100\text{MB/s} = 0.005\text{ms}$  transfer time
    - + 0.2ms controller delay
    - = 6.2ms
- If actual average seek time is 1ms
  - Average read time = 3.2ms

# Disk Performance Issues

- Manufacturers quote average seek time
  - Based on all possible seeks
  - Locality and OS scheduling lead to smaller actual average seek times
- Smart disk controller allocate physical sectors on disk
  - Present logical sector interface to host
  - SCSI, ATA, SATA
- Disk drives include caches
  - Prefetch sectors in anticipation of access
  - Avoid seek and rotational delay

# Cache Memory

- Cache memory
  - The level of the memory hierarchy closest to the CPU
- Given accesses  $X_1, \dots, X_{n-1}, X_n$

$X_4$
$X_1$
$X_{n-2}$
$X_{n-1}$
$X_2$
$X_3$

a. Before the reference to  $X_n$ 

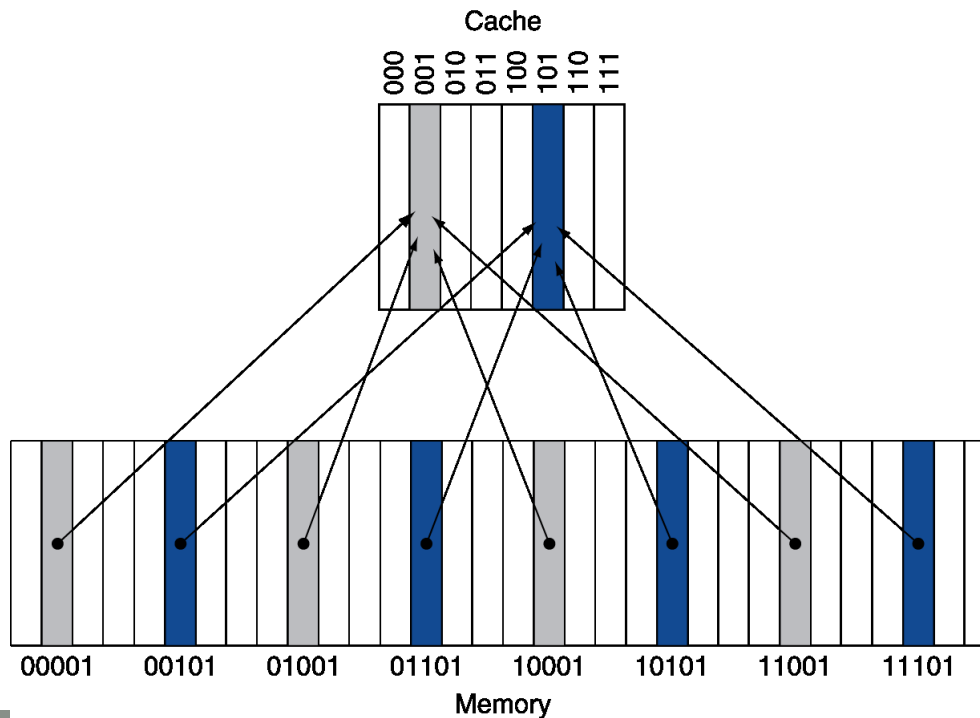
$X_4$
$X_1$
$X_{n-2}$
$X_{n-1}$
$X_2$
$X_n$
$X_3$

b. After the reference to  $X_n$ 

- How do we know if the data is present?
- Where do we look?

# Direct Mapped Cache

- Location determined by address
- Direct mapped: only one choice
  - (Block address) modulo (#Blocks in cache)



- #Blocks is a power of 2
- Use low-order address bits

# Tags and Valid Bits

- How do we know which particular block is stored in a cache location?
  - Store block address as well as the data
  - Actually, only need the high-order bits
  - Called the tag
- What if there is no data in a location?
  - Valid bit: 1 = present, 0 = not present
  - Initially 0

# Cache Example

- 8-blocks, 1 word/block, direct mapped
- Initial state

Index	V	Tag	Data
000	N		
001	N		
010	N		
011	N		
100	N		
101	N		
110	N		
111	N		

# Cache Example

Word addr	Binary addr	Hit/miss	Cache block
22	10 110	Miss	110

Index	V	Tag	Data
000	N		
001	N		
010	N		
011	N		
100	N		
101	N		
110	Y	10	Mem[10110]
111	N		

# Cache Example

Word addr	Binary addr	Hit/miss	Cache block
26	11 010	Miss	010

Index	V	Tag	Data
000	N		
001	N		
010	Y	11	Mem[11010]
011	N		
100	N		
101	N		
110	Y	10	Mem[10110]
111	N		



# Cache Example

Word addr	Binary addr	Hit/miss	Cache block
22	10 110	Hit	110
26	11 010	Hit	010

Index	V	Tag	Data
000	N		
001	N		
010	Y	11	Mem[11010]
011	N		
100	N		
101	N		
110	Y	10	Mem[10110]
111	N		

# Cache Example

Word addr	Binary addr	Hit/miss	Cache block
16	10 000	Miss	000
3	00 011	Miss	011
16	10 000	Hit	000

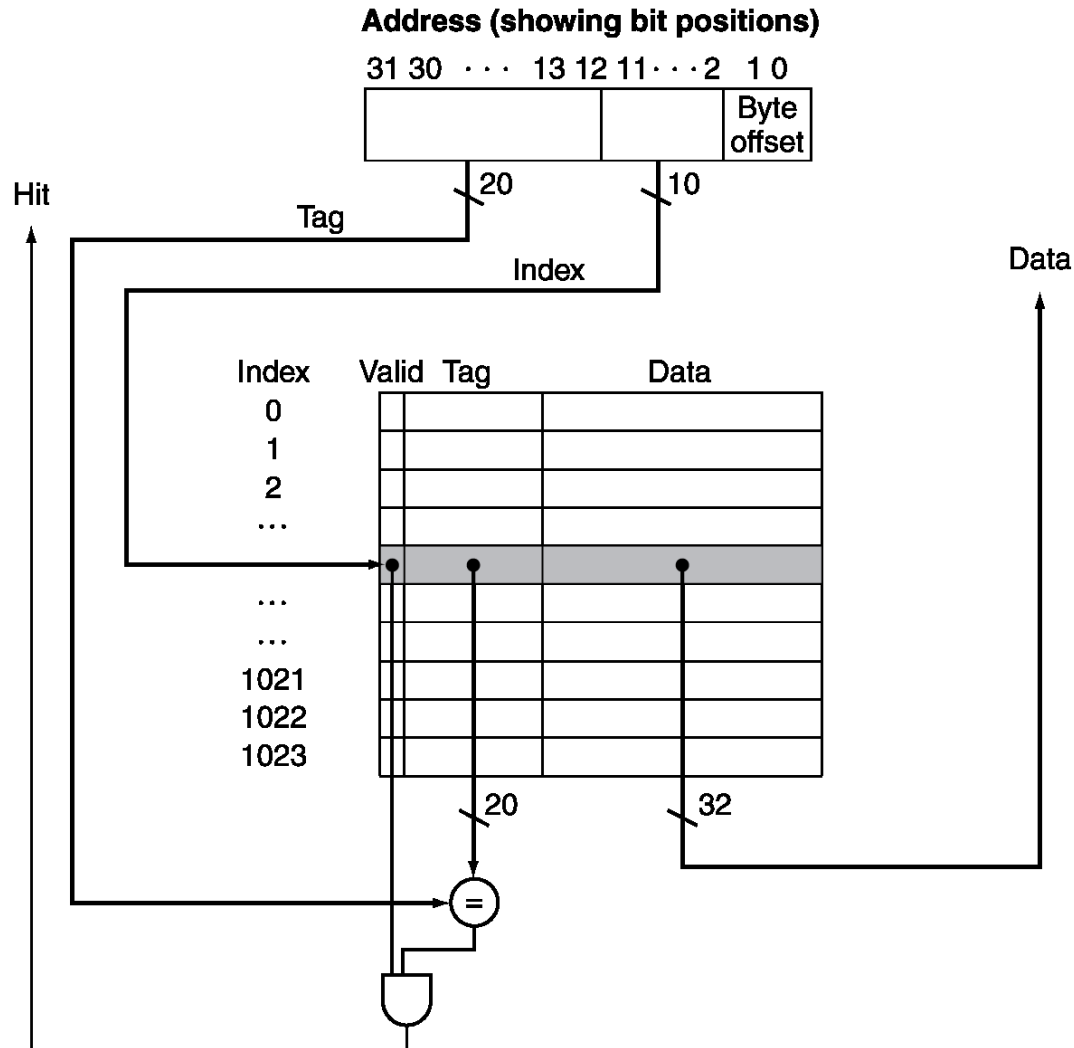
Index	V	Tag	Data
000	Y	10	Mem[10000]
001	N		
010	Y	11	Mem[11010]
011	Y	00	Mem[00011]
100	N		
101	N		
110	Y	10	Mem[10110]
111	N		

# Cache Example

Word addr	Binary addr	Hit/miss	Cache block
18	10 010	Miss	010

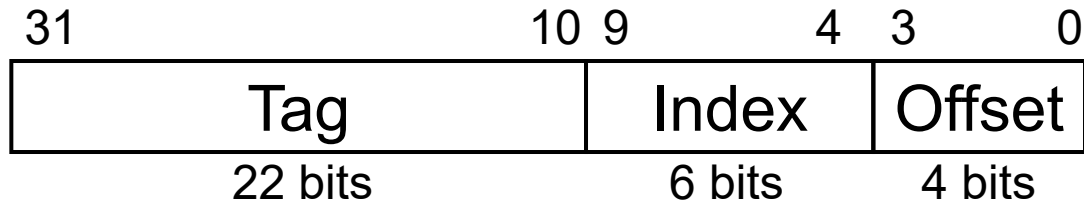
Index	V	Tag	Data
000	Y	10	Mem[10000]
001	N		
<b>010</b>	<b>Y</b>	<b>10</b>	<b>Mem[10010]</b>
011	Y	00	Mem[00011]
100	N		
101	N		
110	Y	10	Mem[10110]
111	N		

# Address Subdivision



# Example: Larger Block Size

- 64 blocks, 16 bytes/block
  - To what block number does address 1200 map?
- Block address =  $\lfloor 1200/16 \rfloor = 75$
- Block number =  $75 \text{ modulo } 64 = 11$



# Block Size Considerations

- Larger blocks should reduce miss rate
  - Due to spatial locality
- But in a fixed-sized cache
  - Larger blocks  $\Rightarrow$  fewer of them
    - More competition  $\Rightarrow$  increased miss rate
  - Larger blocks  $\Rightarrow$  pollution
- Larger miss penalty
  - Can override benefit of reduced miss rate
  - Early restart and critical-word-first can help

# Cache Misses

- On cache hit, CPU proceeds normally
- On cache miss
  - Stall the CPU pipeline
  - Fetch block from next level of hierarchy
  - Instruction cache miss
    - Restart instruction fetch
  - Data cache miss
    - Complete data access

# Write-Through

- On data-write hit, could just update the block in cache
  - But then cache and memory would be inconsistent
- Write through: also update memory
- But makes writes take longer
  - e.g., if base CPI = 1, 10% of instructions are stores, write to memory takes 100 cycles
    - Effective CPI =  $1 + 0.1 \times 100 = 11$
- Solution: write buffer
  - Holds data waiting to be written to memory
  - CPU continues immediately
    - Only stalls on write if write buffer is already full



# Write-Back

- Alternative: On data-write hit, just update the block in cache
  - Keep track of whether each block is dirty
- When a dirty block is replaced
  - Write it back to memory
  - Can use a write buffer to allow replacing block to be read first

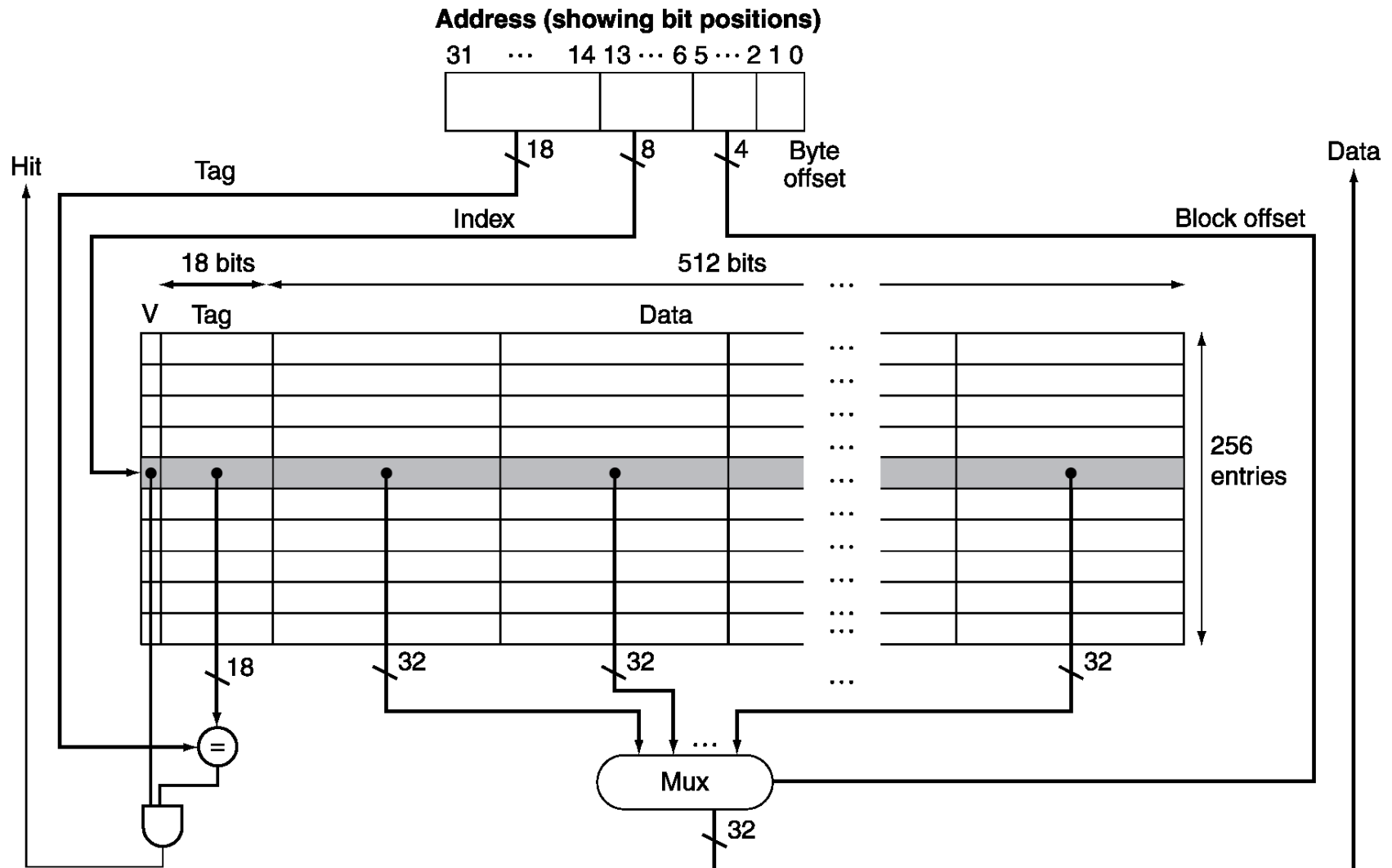
# Write Allocation

- What should happen on a write miss?
- Alternatives for write-through
  - Allocate on miss: fetch the block
  - Write around: don't fetch the block
    - Since programs often write a whole block before reading it (e.g., initialization)
- For write-back
  - Usually fetch the block

# Example: Intrinsic FastMATH

- Embedded MIPS processor
  - 12-stage pipeline
  - Instruction and data access on each cycle
- Split cache: separate I-cache and D-cache
  - Each 16KB: 256 blocks  $\times$  16 words/block
  - D-cache: write-through or write-back
- SPEC2000 miss rates
  - I-cache: 0.4%
  - D-cache: 11.4%
  - Weighted average: 3.2%

# Example: Intrinsity FastMATH



# Main Memory Supporting Caches

- Use DRAMs for main memory
  - Fixed width (e.g., 1 word)
  - Connected by fixed-width clocked bus
    - Bus clock is typically slower than CPU clock
- Example cache block read
  - 1 bus cycle for address transfer
  - 15 bus cycles per DRAM access
  - 1 bus cycle per data transfer
- For 4-word block, 1-word-wide DRAM
  - Miss penalty =  $1 + 4 \times 15 + 4 \times 1 = 65$  bus cycles
  - Bandwidth =  $16 \text{ bytes} / 65 \text{ cycles} = 0.25 \text{ B/cycle}$

# Measuring Cache Performance

- Components of CPU time
  - Program execution cycles
    - Includes cache hit time
  - Memory stall cycles
    - Mainly from cache misses
- With simplifying assumptions:

Memory stall cycles

$$= \frac{\text{Memory accesses}}{\text{Program}} \times \text{Miss rate} \times \text{Miss penalty}$$

$$= \frac{\text{Instructions}}{\text{Program}} \times \frac{\text{Misses}}{\text{Instruction}} \times \text{Miss penalty}$$

# Cache Performance Example

- Given
  - I-cache miss rate = 2%
  - D-cache miss rate = 4%
  - Miss penalty = 100 cycles
  - Base CPI (ideal cache) = 2
  - Load & stores are 36% of instructions
- Miss cycles per instruction
  - I-cache:  $0.02 \times 100 = 2$
  - D-cache:  $0.36 \times 0.04 \times 100 = 1.44$
- Actual CPI =  $2 + 2 + 1.44 = 5.44$ 
  - Ideal CPU is  $5.44/2 = 2.72$  times faster

# Average Access Time

- Hit time is also important for performance
- Average memory access time (AMAT)
  - $AMAT = \text{Hit time} + \text{Miss rate} \times \text{Miss penalty}$
- Example
  - CPU with 1ns clock, hit time = 1 cycle, miss penalty = 20 cycles, l-cache miss rate = 5%
  - $AMAT = 1 + 0.05 \times 20 = 2\text{ns}$ 
    - 2 cycles per instruction



# Performance Summary

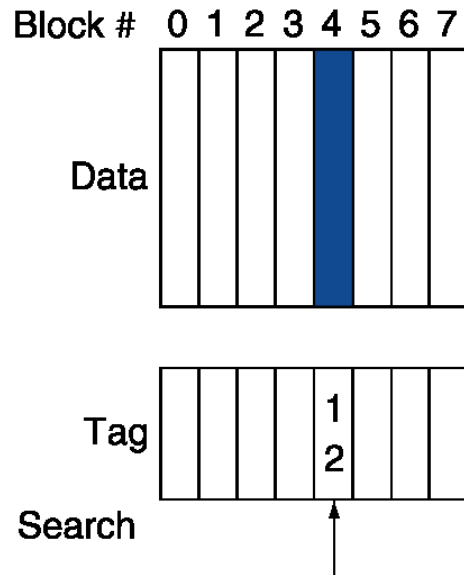
- When CPU performance increased
  - Miss penalty becomes more significant
- Decreasing base CPI
  - Greater proportion of time spent on memory stalls
- Increasing clock rate
  - Memory stalls account for more CPU cycles
- Can't neglect cache behavior when evaluating system performance

# Associative Caches

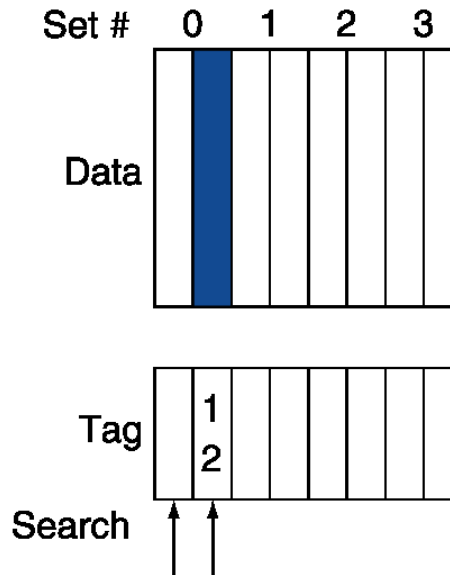
- Fully associative
  - Allow a given block to go in any cache entry
  - Requires all entries to be searched at once
  - Comparator per entry (expensive)
- $n$ -way set associative
  - Each set contains  $n$  entries
  - Block number determines which set
    - (Block number) modulo (#Sets in cache)
  - Search all entries in a given set at once
  - $n$  comparators (less expensive)

# Associative Cache Example

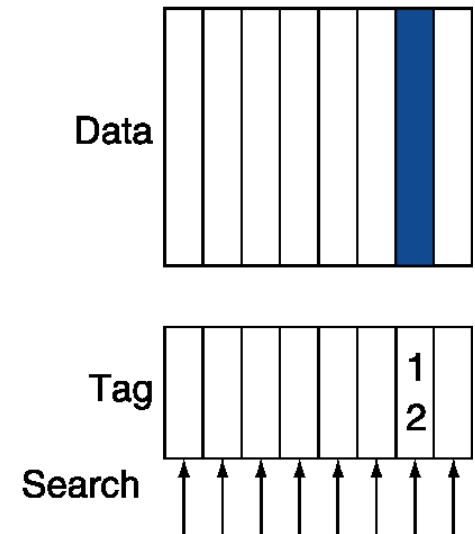
**Direct mapped**



**Set associative**



**Fully associative**



# Spectrum of Associativity

- For a cache with 8 entries

**One-way set associative  
(direct mapped)**

Block	Tag	Data
0		
1		
2		
3		
4		
5		
6		
7		

**Two-way set associative**

Set	Tag	Data	Tag	Data
0				
1				
2				
3				

**Four-way set associative**

Set	Tag	Data	Tag	Data	Tag	Data	Tag	Data
0								
1								

**Eight-way set associative (fully associative)**

Tag	Data	Tag	Data	Tag	Data	Tag	Data	Tag	Data	Tag	Data	Tag	Data	Tag	Data

# Associativity Example

- Compare 4-block caches
  - Direct mapped, 2-way set associative, fully associative
  - Block access sequence: 0, 8, 0, 6, 8
- Direct mapped

Block address	Cache index	Hit/miss	Cache content after access			
			0	1	2	3
0	0	miss	Mem[0]			
8	0	miss	Mem[8]			
0	0	miss	Mem[0]			
6	2	miss	Mem[0]		Mem[6]	
8	0	miss	Mem[8]		Mem[6]	

# Associativity Example

## ■ 2-way set associative

Block address	Cache index	Hit/miss	Cache content after access			
			Set 0		Set 1	
0	0	miss	Mem[0]			
8	0	miss	Mem[0]	Mem[8]		
0	0	hit	Mem[0]	Mem[8]		
6	0	miss	Mem[0]	Mem[6]		
8	0	miss	Mem[8]	Mem[6]		

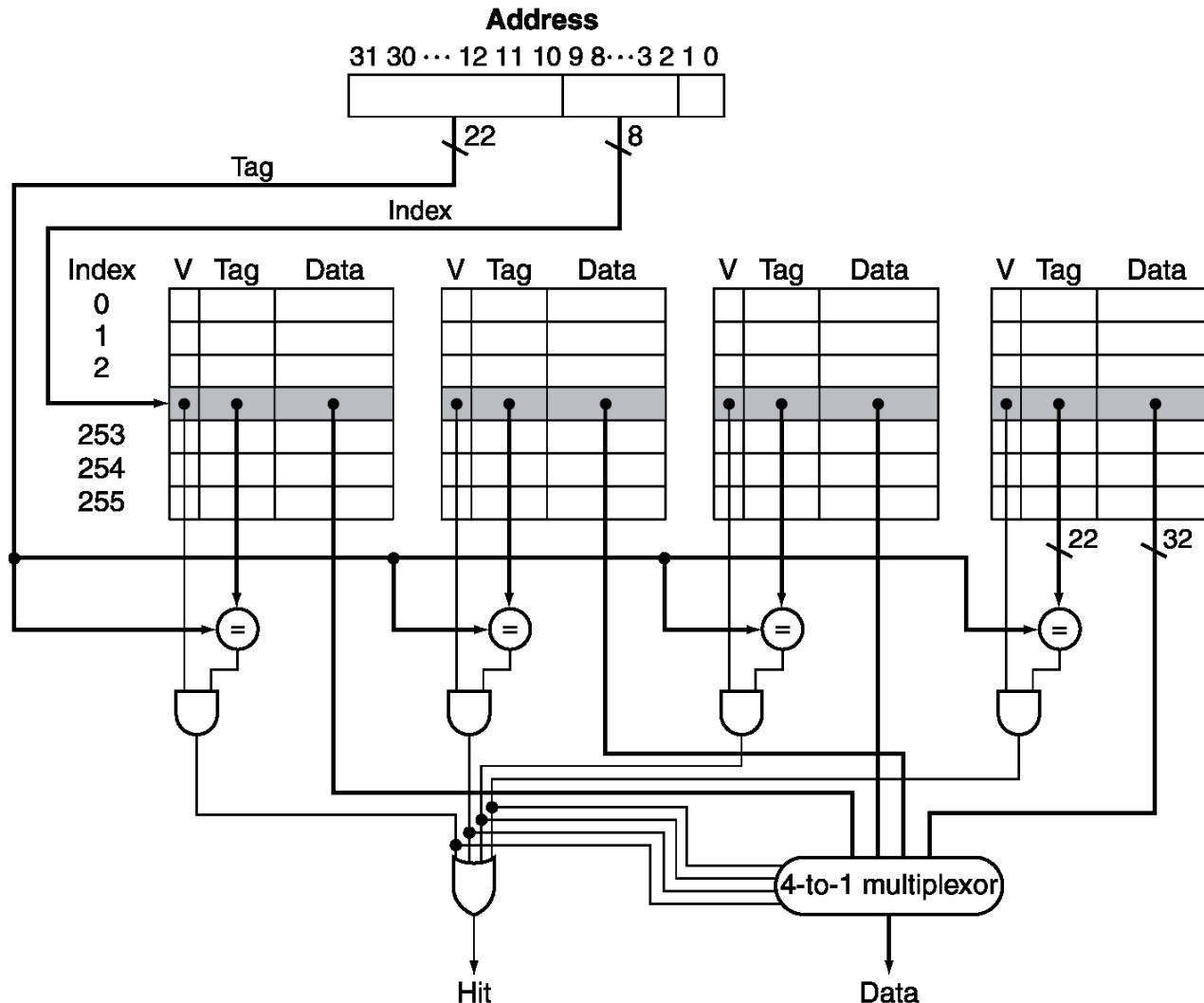
## ■ Fully associative

Block address		Hit/miss	Cache content after access			
0		miss	Mem[0]			
8		miss	Mem[0]	Mem[8]		
0		hit	Mem[0]	Mem[8]		
6		miss	Mem[0]	Mem[8]	Mem[6]	
8		hit	Mem[0]	Mem[8]	Mem[6]	

# How Much Associativity

- Increased associativity decreases miss rate
  - But with diminishing returns
- Simulation of a system with 64KB D-cache, 16-word blocks, SPEC2000
  - 1-way: 10.3%
  - 2-way: 8.6%
  - 4-way: 8.3%
  - 8-way: 8.1%

# Set Associative Cache Organization





# Replacement Policy

- Direct mapped: no choice
- Set associative
  - Prefer non-valid entry, if there is one
  - Otherwise, choose among entries in the set
- Least-recently used (LRU)
  - Choose the one unused for the longest time
    - Simple for 2-way, manageable for 4-way, too hard beyond that
- Random
  - Gives approximately the same performance as LRU for high associativity

# Multilevel Caches

- Primary cache attached to CPU
  - Small, but fast
- Level-2 cache services misses from primary cache
  - Larger, slower, but still faster than main memory
- Main memory services L-2 cache misses
- Some high-end systems include L-3 cache

# Multilevel Cache Example

- Given
  - CPU base CPI = 1, clock rate = 4GHz
  - Miss rate/instruction = 2%
  - Main memory access time = 100ns
- With just primary cache
  - Miss penalty =  $100\text{ns}/0.25\text{ns} = 400$  cycles
  - Effective CPI =  $1 + 0.02 \times 400 = 9$

# Example (cont.)

- Now add L-2 cache
  - Access time = 5ns
  - Global miss rate to main memory = 0.5%
- Primary miss with L-2 hit
  - Penalty =  $5\text{ns}/0.25\text{ns} = 20$  cycles
- Primary miss with L-2 miss
  - Extra penalty = 500 cycles
- $\text{CPI} = 1 + 0.02 \times 20 + 0.005 \times 400 = 3.4$
- Performance ratio =  $9/3.4 = 2.6$

# Multilevel Cache Considerations

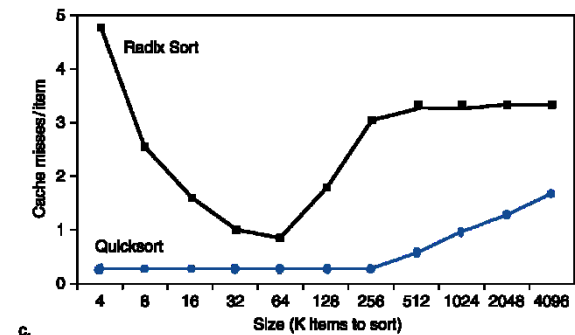
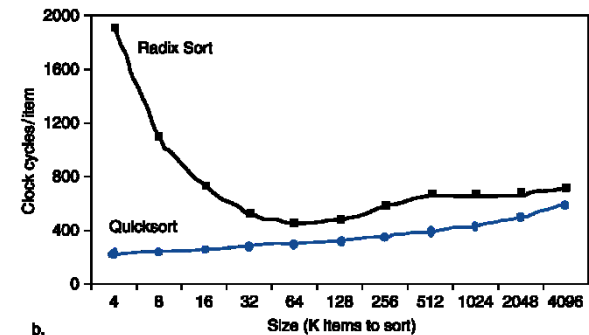
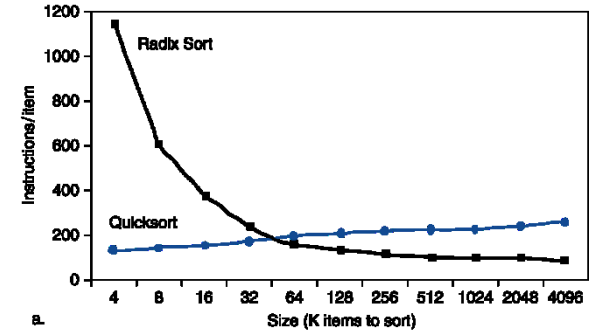
- Primary cache
  - Focus on minimal hit time
- L-2 cache
  - Focus on low miss rate to avoid main memory access
  - Hit time has less overall impact
- Results
  - L-1 cache usually smaller than a single cache
  - L-1 block size smaller than L-2 block size

# Interactions with Advanced CPUs

- Out-of-order CPUs can execute instructions during cache miss
  - Pending store stays in load/store unit
  - Dependent instructions wait in reservation stations
    - Independent instructions continue
- Effect of miss depends on program data flow
  - Much harder to analyse
  - Use system simulation

# Interactions with Software

- Misses depend on memory access patterns
  - Algorithm behavior
  - Compiler optimization for memory access



# Software Optimization via Blocking

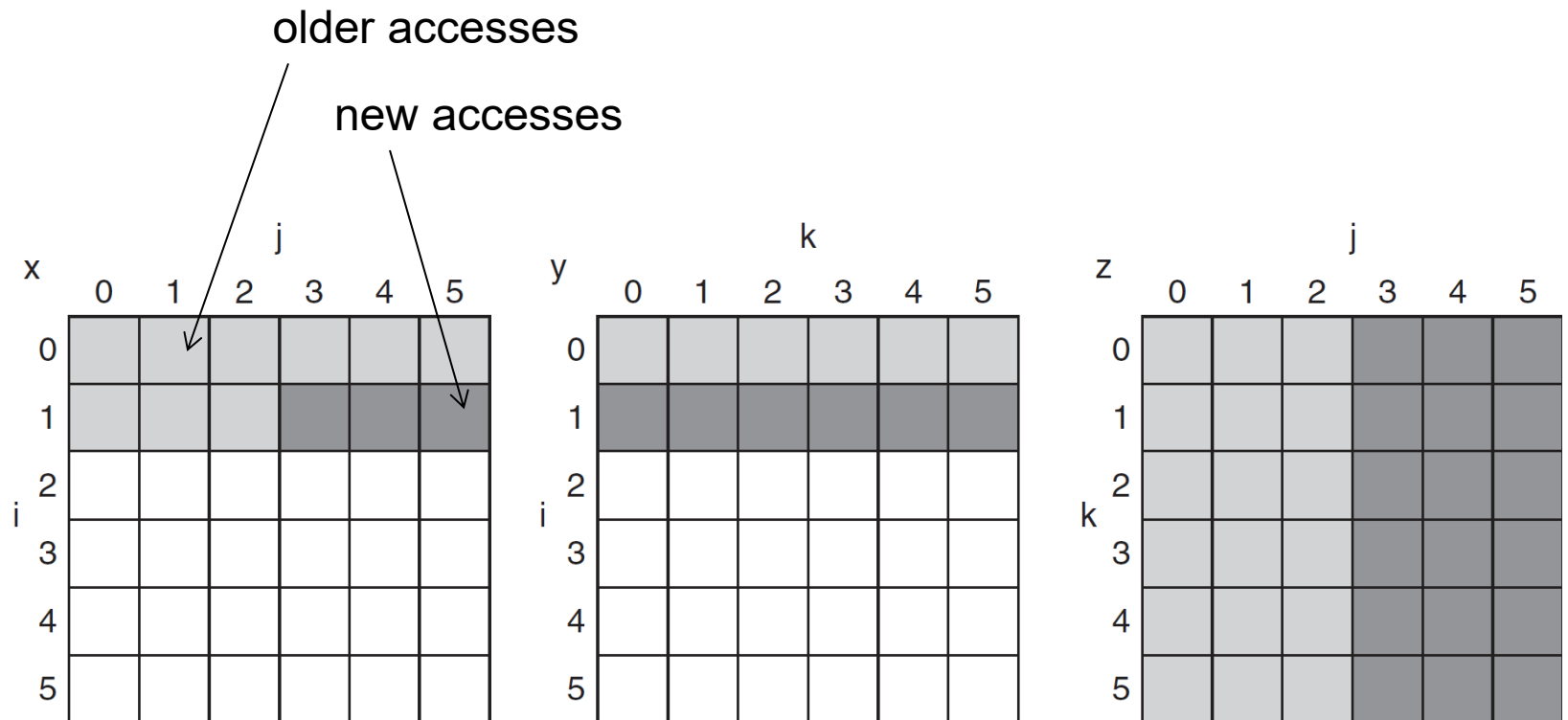
- Goal: maximize accesses to data before it is replaced
- Consider inner loops of DGEMM:

```
for (int j = 0; j < n; ++j)
{
    double cij = C[i+j*n];
    for( int k = 0; k < n; k++ )
        cij += A[i+k*n] * B[k+j*n];
    C[i+j*n] = cij;
}
```



# DGEMM Access Pattern

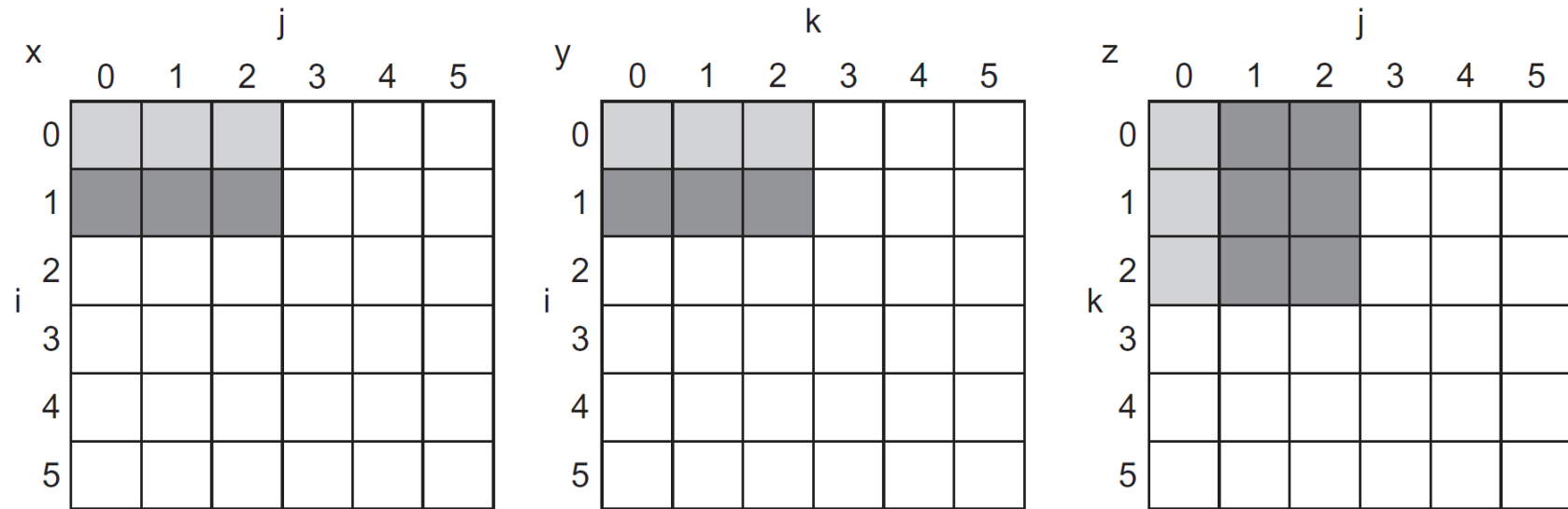
- C, A, and B arrays



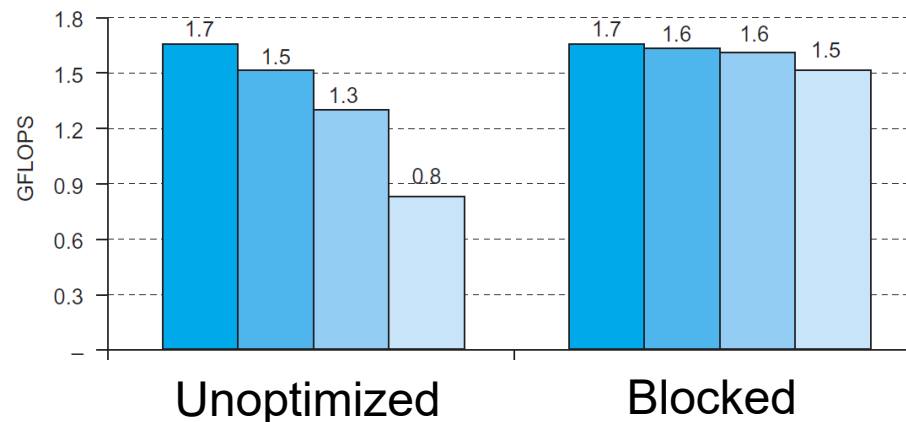
# Cache Blocked DGEMM

```
1 #define BLOCKSIZE 32
2 void do_block (int n, int si, int sj, int sk, double *A, double
3 *B, double *C)
4 {
5     for (int i = si; i < si+BLOCKSIZE; ++i)
6         for (int j = sj; j < sj+BLOCKSIZE; ++j)
7             {
8                 double cij = C[i+j*n]; /* cij = C[i][j] */
9                 for( int k = sk; k < sk+BLOCKSIZE; k++ )
10                     cij += A[i+k*n] * B[k+j*n]; /* cij+=A[i][k]*B[k][j] */
11                 C[i+j*n] = cij; /* C[i][j] = cij */
12             }
13 }
14 void dgemm (int n, double* A, double* B, double* C)
15 {
16     for ( int sj = 0; sj < n; sj += BLOCKSIZE )
17         for ( int si = 0; si < n; si += BLOCKSIZE )
18             for ( int sk = 0; sk < n; sk += BLOCKSIZE )
19                 do_block(n, si, sj, sk, A, B, C);
20 }
```

# Blocked DGEMM Access Pattern



■ 32x32 ■ 160x160 ■ 480x480 ■ 960x960



# Instruction Set Support

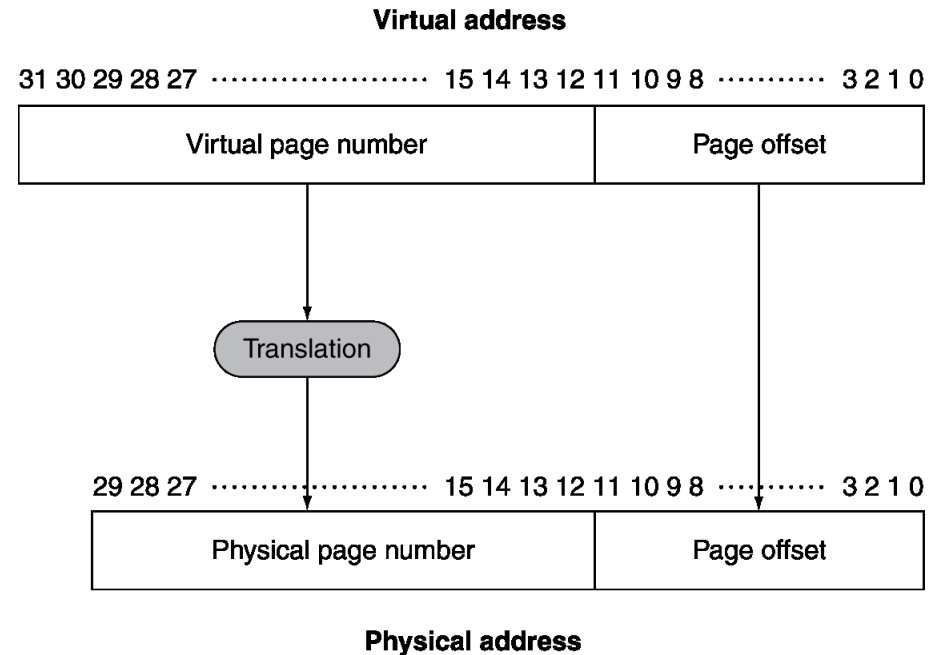
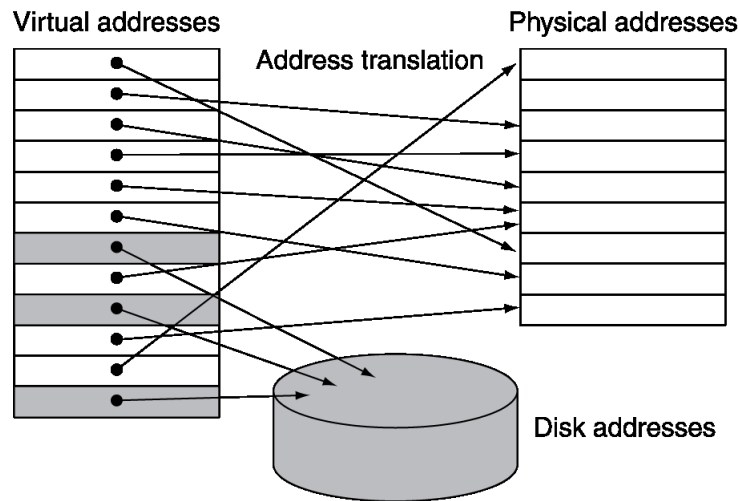
- User and System modes
- Privileged instructions only available in system mode
  - Trap to system if executed in user mode
- All physical resources only accessible using privileged instructions
  - Including page tables, interrupt controls, I/O registers
- Renaissance of virtualization support
  - Current ISAs (e.g., x86) adapting

# Virtual Memory

- Use main memory as a “cache” for secondary (disk) storage
  - Managed jointly by CPU hardware and the operating system (OS)
- Programs share main memory
  - Each gets a private virtual address space holding its frequently used code and data
  - Protected from other programs
- CPU and OS translate virtual addresses to physical addresses
  - VM “block” is called a page
  - VM translation “miss” is called a page fault

# Address Translation

- Fixed-size pages (e.g., 4K)



# Page Fault Penalty

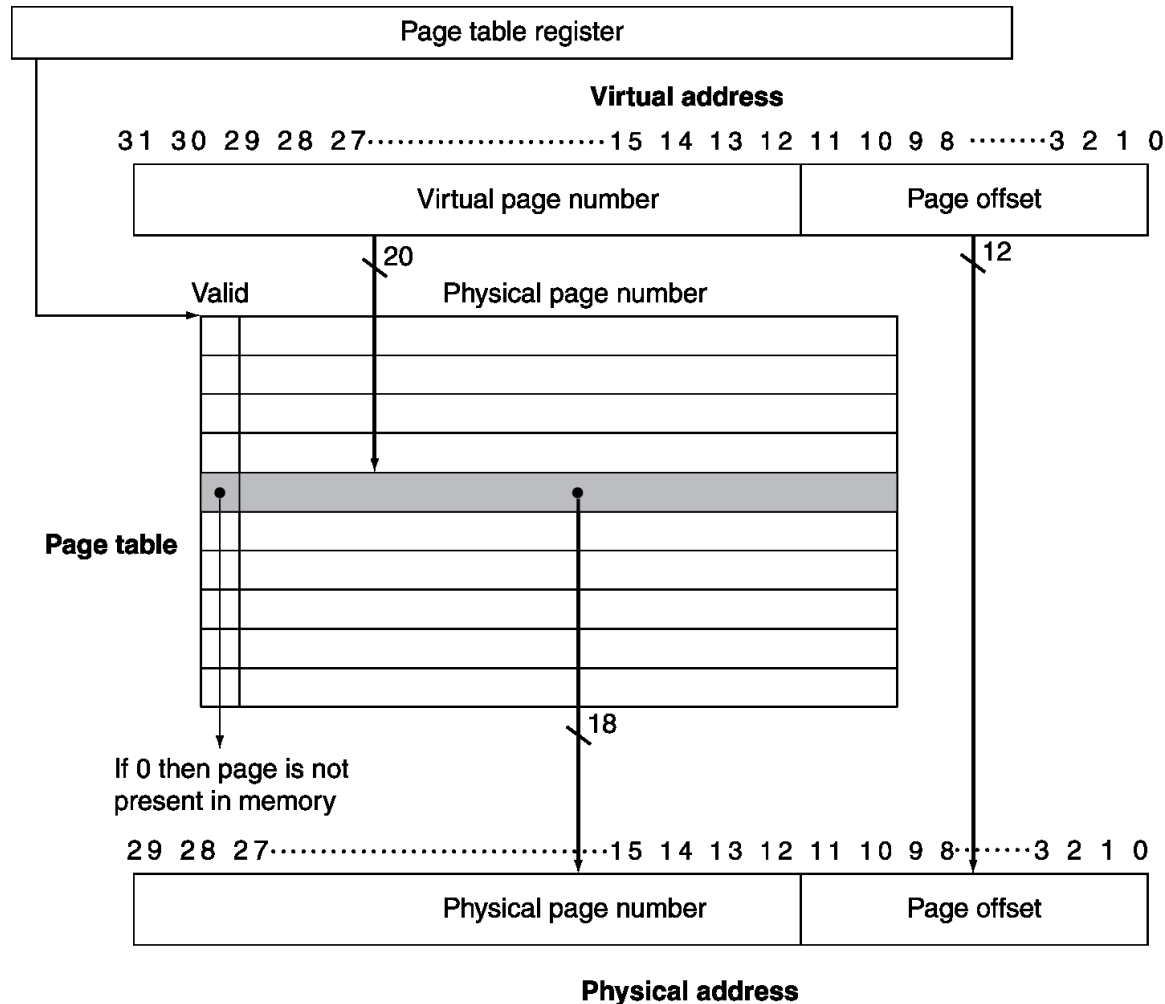
- On page fault, the page must be fetched from disk
  - Takes millions of clock cycles
  - Handled by OS code
- Try to minimize page fault rate
  - Fully associative placement
  - Smart replacement algorithms

# Page Tables

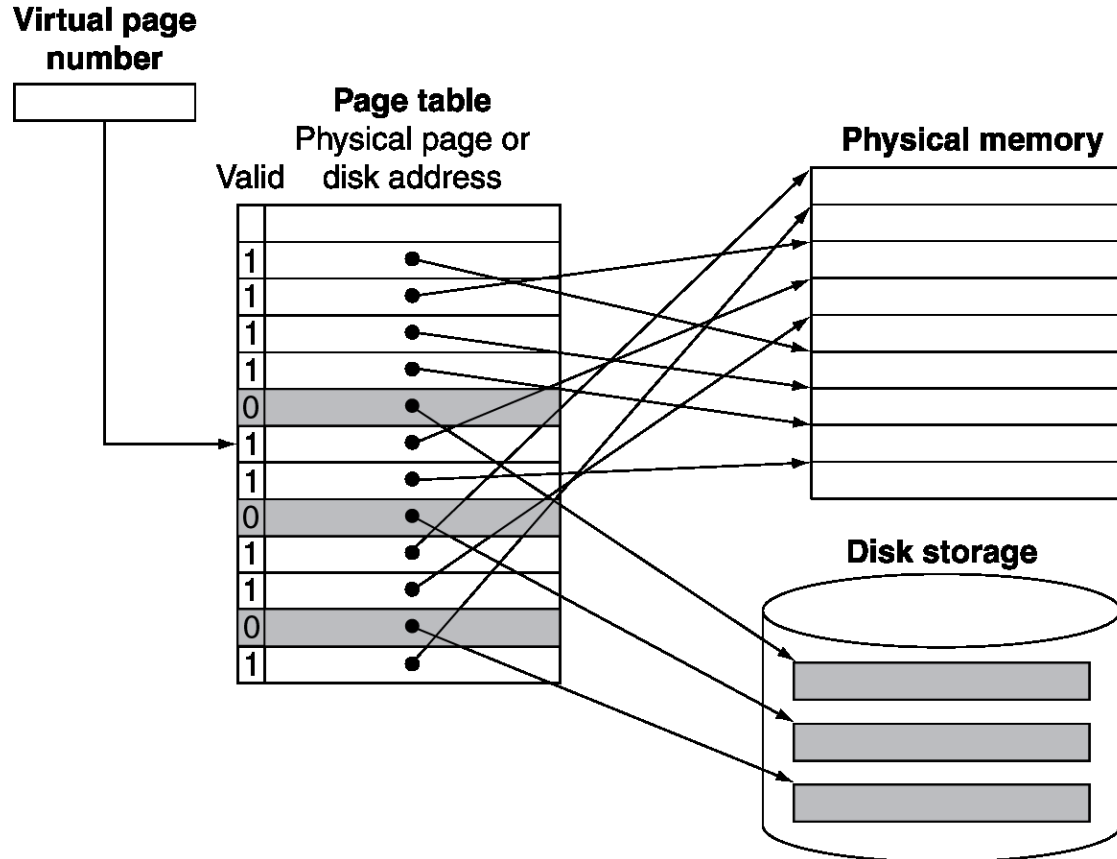
- Stores placement information
  - Array of page table entries, indexed by virtual page number
  - Page table register in CPU points to page table in physical memory
- If page is present in memory
  - PTE stores the physical page number
  - Plus other status bits (referenced, dirty, ...)
- If page is not present
  - PTE can refer to location in swap space on disk



# Translation Using a Page Table



# Mapping Pages to Storage



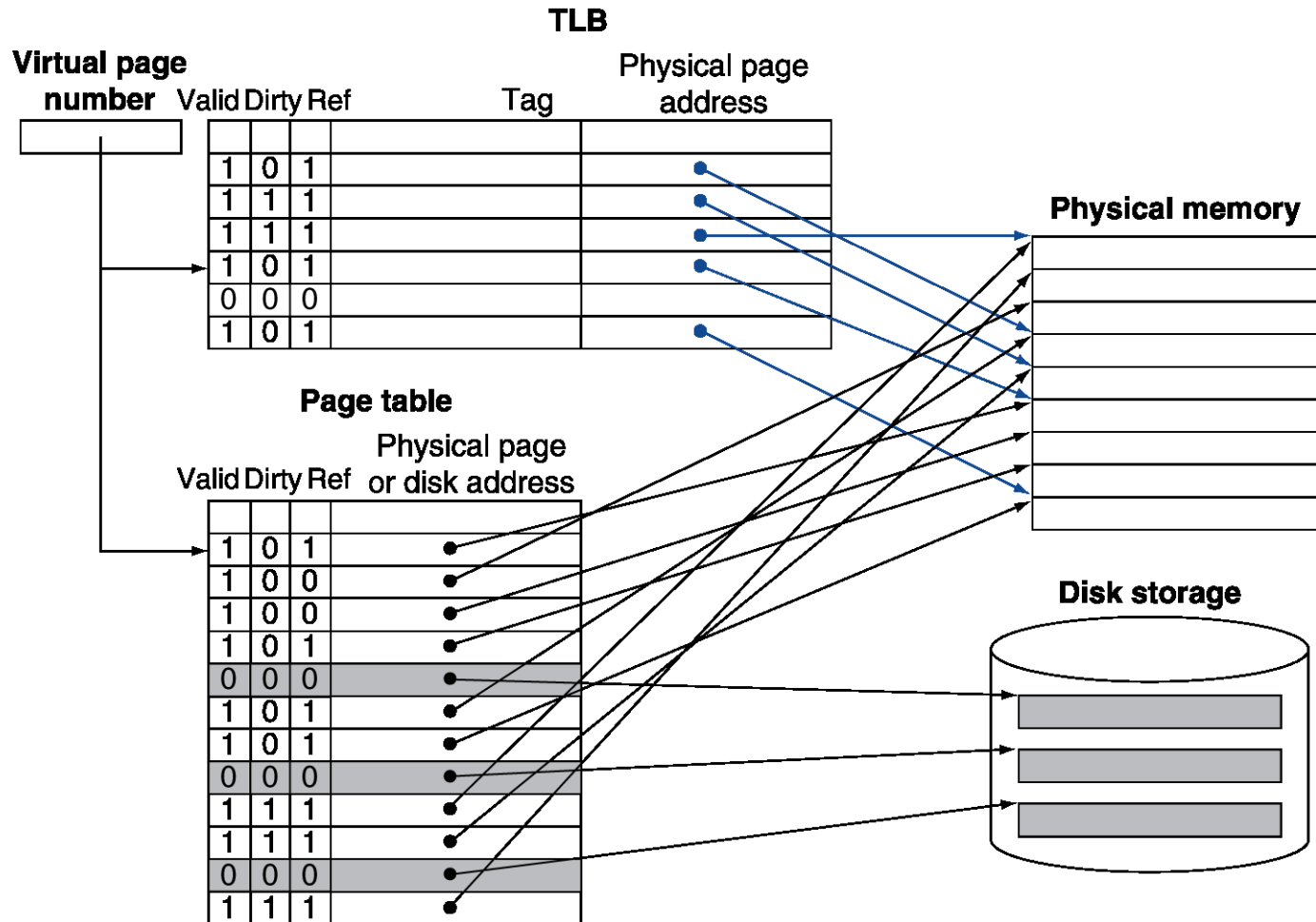
# Replacement and Writes

- To reduce page fault rate, prefer least-recently used (LRU) replacement
  - Reference bit (aka use bit) in PTE set to 1 on access to page
  - Periodically cleared to 0 by OS
  - A page with reference bit = 0 has not been used recently
- Disk writes take millions of cycles
  - Block at once, not individual locations
  - Write through is impractical
  - Use write-back
  - Dirty bit in PTE set when page is written

# Fast Translation Using a TLB

- Address translation would appear to require extra memory references
  - One to access the PTE
  - Then the actual memory access
- But access to page tables has good locality
  - So use a fast cache of PTEs within the CPU
  - Called a Translation Look-aside Buffer (TLB)
  - Typical: 16–512 PTEs, 0.5–1 cycle for hit, 10–100 cycles for miss, 0.01%–1% miss rate
  - Misses could be handled by hardware or software

# Fast Translation Using a TLB



# TLB Misses

- If page is in memory
  - Load the PTE from memory and retry
  - Could be handled in hardware
    - Can get complex for more complicated page table structures
  - Or in software
    - Raise a special exception, with optimized handler
- If page is not in memory (page fault)
  - OS handles fetching the page and updating the page table
  - Then restart the faulting instruction

# TLB Miss Handler

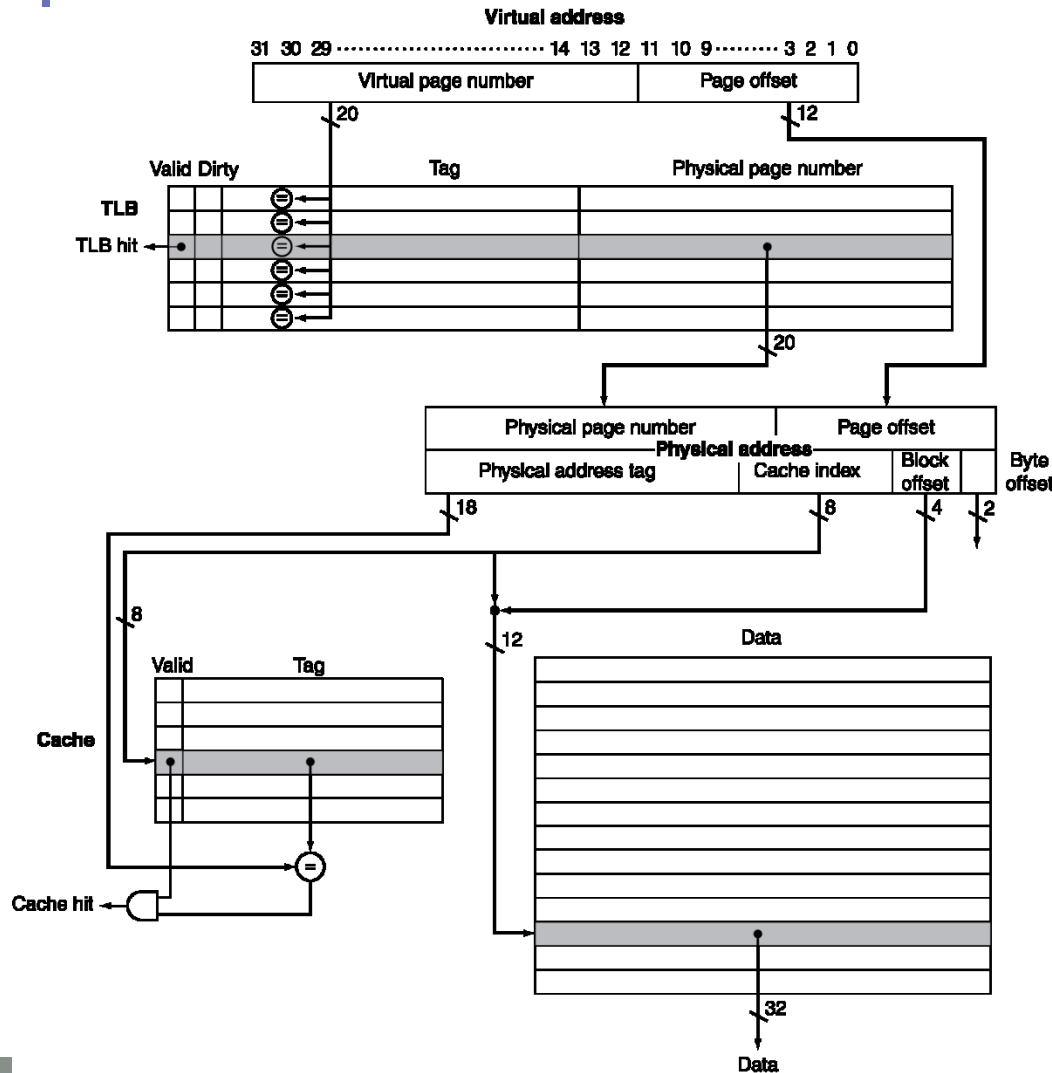
- TLB miss indicates
  - Page present, but PTE not in TLB
  - Page not present
- Must recognize TLB miss before destination register overwritten
  - Raise exception
- Handler copies PTE from memory to TLB
  - Then restarts instruction
  - If page not present, page fault will occur

# Page Fault Handler

- Use faulting virtual address to find PTE
- Locate page on disk
- Choose page to replace
  - If dirty, write to disk first
- Read page into memory and update page table
- Make process runnable again
  - Restart from faulting instruction



# TLB and Cache Interaction



- If cache tag uses physical address
  - Need to translate before cache lookup
- Alternative: use virtual address tag
  - Complications due to aliasing
    - Different virtual addresses for shared physical address

# Memory Protection

- Different tasks can share parts of their virtual address spaces
  - But need to protect against errant access
  - Requires OS assistance
- Hardware support for OS protection
  - Privileged supervisor mode (aka kernel mode)
  - Privileged instructions
  - Page tables and other state information only accessible in supervisor mode
  - System call exception (e.g., syscall in MIPS)

# The Memory Hierarchy

## The BIG Picture

- Common principles apply at all levels of the memory hierarchy
  - Based on notions of caching
- At each level in the hierarchy
  - Block placement
  - Finding a block
  - Replacement on a miss
  - Write policy

# Block Placement

- Determined by associativity
  - Direct mapped (1-way associative)
    - One choice for placement
  - n-way set associative
    - n choices within a set
  - Fully associative
    - Any location
- Higher associativity reduces miss rate
  - Increases complexity, cost, and access time

# Finding a Block

Associativity	Location method	Tag comparisons
Direct mapped	Index	1
n-way set associative	Set index, then search entries within the set	n
Fully associative	Search all entries	#entries
	Full lookup table	0

- Hardware caches
  - Reduce comparisons to reduce cost
- Virtual memory
  - Full table lookup makes full associativity feasible
  - Benefit in reduced miss rate

# Replacement

- Choice of entry to replace on a miss
  - Least recently used (LRU)
    - Complex and costly hardware for high associativity
  - Random
    - Close to LRU, easier to implement
- Virtual memory
  - LRU approximation with hardware support

# Write Policy

- Write-through
  - Update both upper and lower levels
  - Simplifies replacement, but may require write buffer
- Write-back
  - Update upper level only
  - Update lower level when block is replaced
  - Need to keep more state
- Virtual memory
  - Only write-back is feasible, given disk write latency

# Sources of Misses

- Compulsory misses (aka cold start misses)
  - First access to a block
- Capacity misses
  - Due to finite cache size
  - A replaced block is later accessed again
- Conflict misses (aka collision misses)
  - In a non-fully associative cache
  - Due to competition for entries in a set
  - Would not occur in a fully associative cache of the same total size

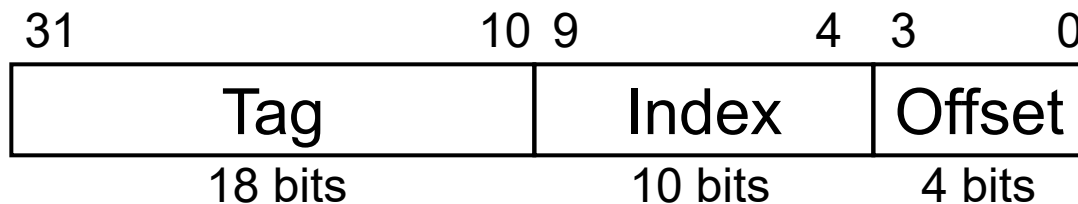


# Cache Design Trade-offs

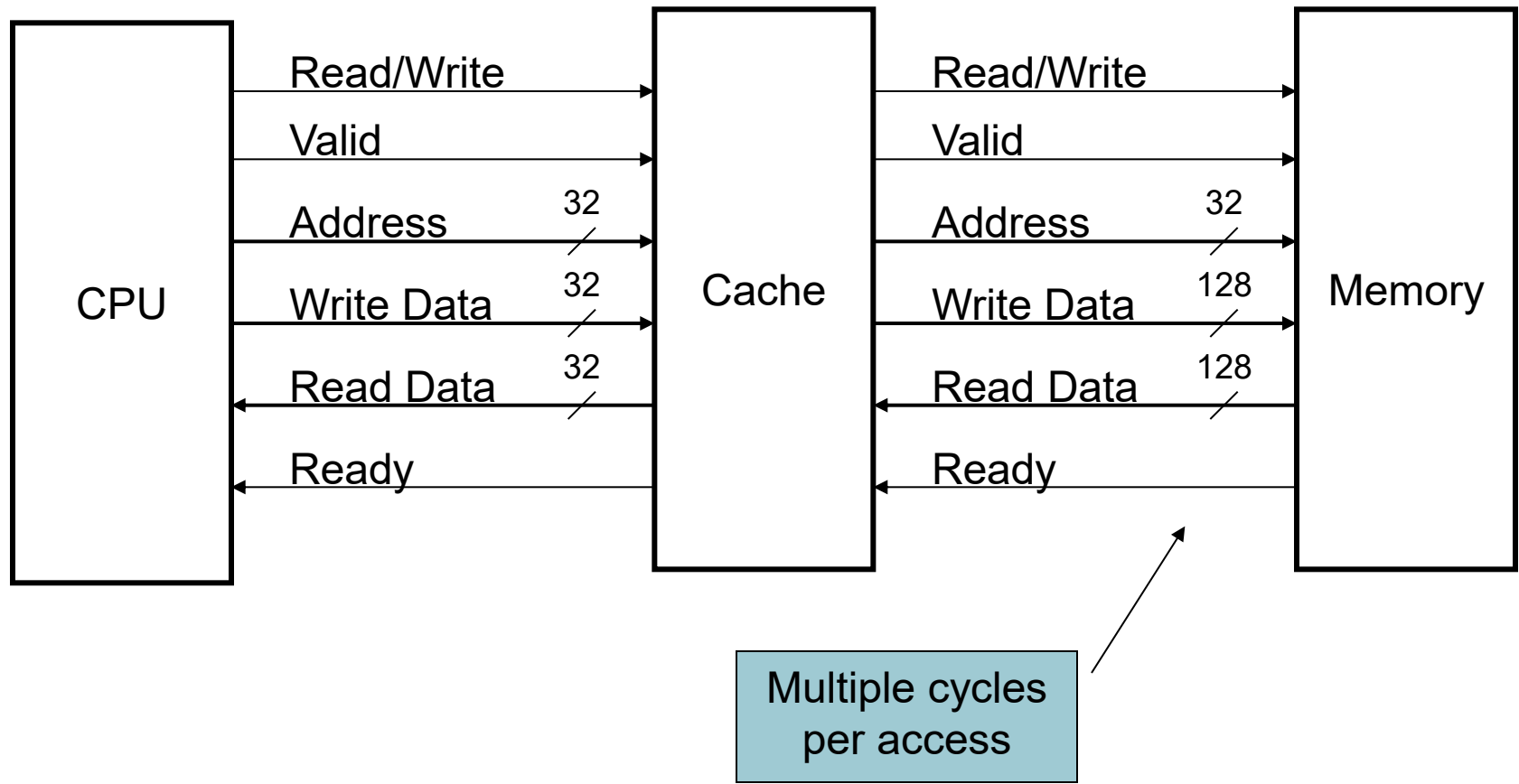
Design change	Effect on miss rate	Negative performance effect
Increase cache size	Decrease capacity misses	May increase access time
Increase associativity	Decrease conflict misses	May increase access time
Increase block size	Decrease compulsory misses	Increases miss penalty. For very large block size, may increase miss rate due to pollution.

# Cache Control

- Example cache characteristics
  - Direct-mapped, write-back, write allocate
  - Block size: 4 words (16 bytes)
  - Cache size: 16 KB (1024 blocks)
  - 32-bit byte addresses
  - Valid bit and dirty bit per block
  - Blocking cache
    - CPU waits until access is complete

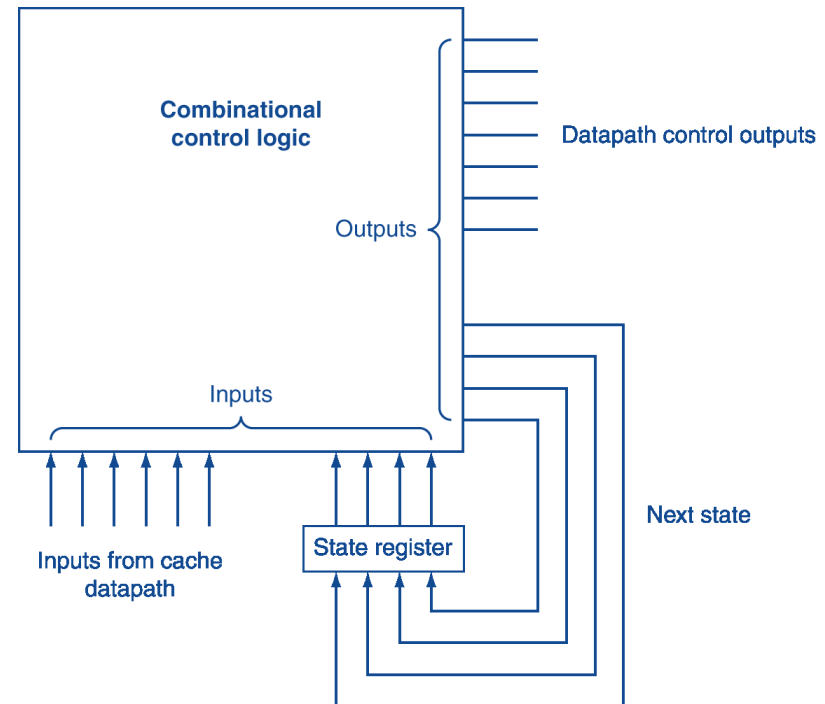


# Interface Signals

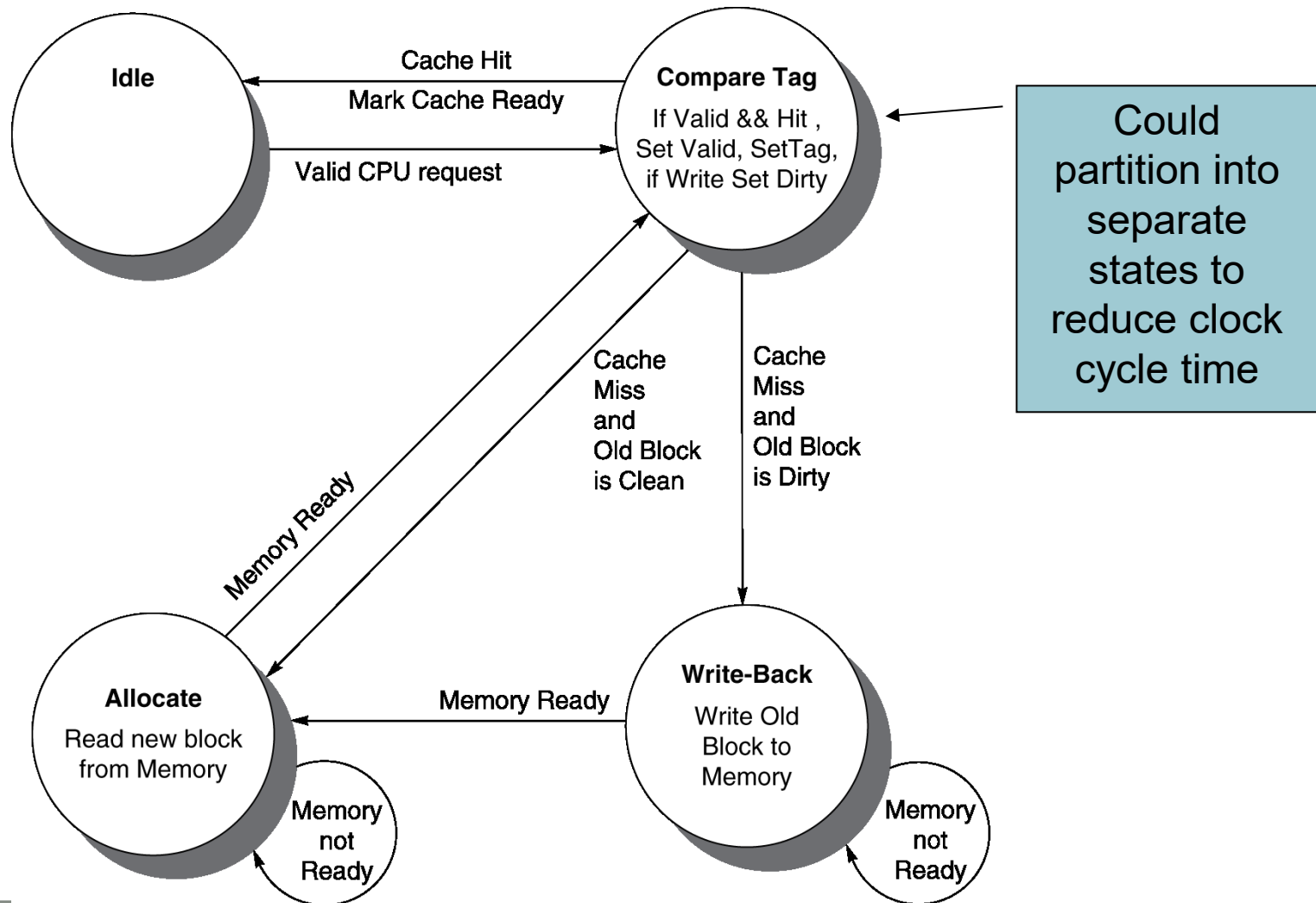


# Finite State Machines

- Use an FSM to sequence control steps
- Set of states, transition on each clock edge
  - State values are binary encoded
  - Current state stored in a register
  - Next state =  $f_n$  (current state, current inputs)
- Control output signals =  $f_o$  (current state)



# Cache Controller FSM



# Virtual Machines

- Host computer emulates guest operating system and machine resources
  - Improved isolation of multiple guests
  - Avoids security and reliability problems
  - Aids sharing of resources
- Virtualization has some performance impact
  - Feasible with modern high-performance computers
- Examples
  - IBM VM/370 (1970s technology!)
  - VMWare
  - Microsoft Virtual PC

# Virtual Machine Monitor

- Maps virtual resources to physical resources
  - Memory, I/O devices, CPUs
- Guest code runs on native machine in user mode
  - Traps to VMM on privileged instructions and access to protected resources
- Guest OS may be different from host OS
- VMM handles real I/O devices
  - Emulates generic virtual I/O devices for guest

# Example: Timer Virtualization

- In native machine, on timer interrupt
  - OS suspends current process, handles interrupt, selects and resumes next process
- With Virtual Machine Monitor
  - VMM suspends current VM, handles interrupt, selects and resumes next VM
- If a VM requires timer interrupts
  - VMM emulates a virtual timer
  - Emulates interrupt for VM when physical timer interrupt occurs



# Multilevel On-Chip Caches

Characteristic	ARM Cortex-A8	Intel Nehalem
L1 cache organization	Split instruction and data caches	Split instruction and data caches
L1 cache size	32 KiB each for instructions/data	32 KiB each for instructions/data per core
L1 cache associativity	4-way (I), 4-way (D) set associative	4-way (I), 8-way (D) set associative
L1 replacement	Random	Approximated LRU
L1 block size	64 bytes	64 bytes
L1 write policy	Write-back, Write-allocate(?)	Write-back, No-write-allocate
L1 hit time (load-use)	1 clock cycle	4 clock cycles, pipelined
L2 cache organization	Unified (instruction and data)	Unified (instruction and data) per core
L2 cache size	128 KiB to 1 MiB	256 KiB (0.25 MiB)
L2 cache associativity	8-way set associative	8-way set associative
L2 replacement	Random(?)	Approximated LRU
L2 block size	64 bytes	64 bytes
L2 write policy	Write-back, Write-allocate (?)	Write-back, Write-allocate
L2 hit time	11 clock cycles	10 clock cycles
L3 cache organization	-	Unified (instruction and data)
L3 cache size	-	8 MiB, shared
L3 cache associativity	-	16-way set associative
L3 replacement	-	Approximated LRU
L3 block size	-	64 bytes
L3 write policy	-	Write-back, Write-allocate
L3 hit time	-	35 clock cycles

# 2-Level TLB Organization

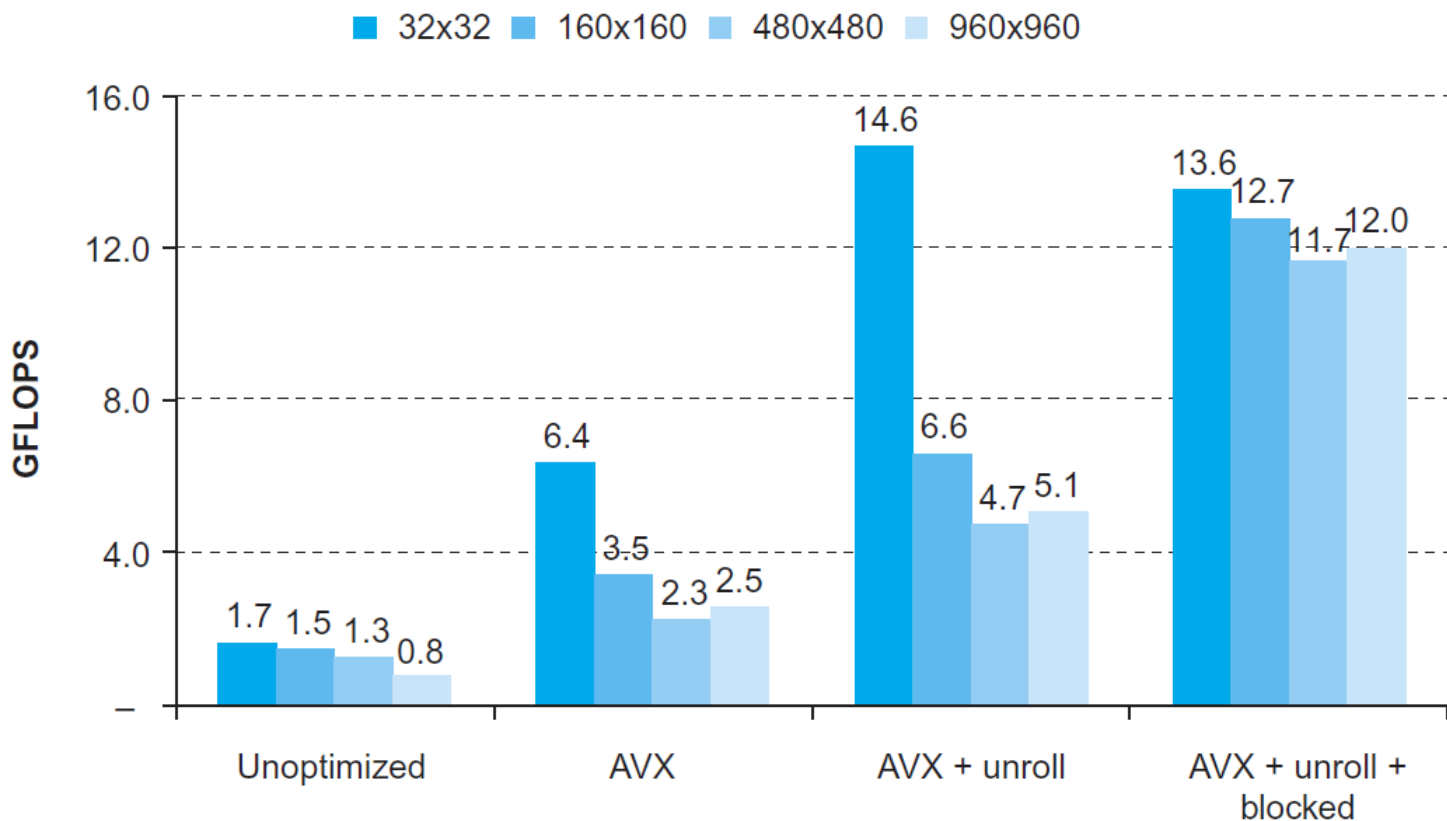
Characteristic	ARM Cortex-A8	Intel Core i7
Virtual address	32 bits	48 bits
Physical address	32 bits	44 bits
Page size	Variable: 4, 16, 64 KiB, 1, 16 MiB	Variable: 4 KiB, 2/4 MiB
TLB organization	<p>1 TLB for instructions and 1 TLB for data</p> <p>Both TLBs are fully associative, with 32 entries, round robin replacement</p> <p>TLB misses handled in hardware</p>	<p>1 TLB for instructions and 1 TLB for data per core</p> <p>Both L1 TLBs are four-way set associative, LRU replacement</p> <p>L1 I-TLB has 128 entries for small pages, 7 per thread for large pages</p> <p>L1 D-TLB has 64 entries for small pages, 32 for large pages</p> <p>The L2 TLB is four-way set associative, LRU replacement</p> <p>The L2 TLB has 512 entries</p> <p>TLB misses handled in hardware</p>

# Supporting Multiple Issue

- Both have multi-banked caches that allow multiple accesses per cycle assuming no bank conflicts
- Core i7 cache optimizations
  - Return requested word first
  - Non-blocking cache
    - Hit under miss
    - Miss under miss
  - Data prefetching

# DGEMM

- Combine cache blocking and subword parallelism



# Pitfalls

- Byte vs. word addressing
  - Example: 32-byte direct-mapped cache, 4-byte blocks
    - Byte 36 maps to block 1
    - Word 36 maps to block 4
- Ignoring memory system effects when writing or generating code
  - Example: iterating over rows vs. columns of arrays
  - Large strides result in poor locality

# Pitfalls

- In multiprocessor with shared L2 or L3 cache
  - Less associativity than cores results in conflict misses
  - More cores  $\Rightarrow$  need to increase associativity
- Using AMAT to evaluate performance of out-of-order processors
  - Ignores effect of non-blocked accesses
  - Instead, evaluate performance by simulation

# Pitfalls

- Extending address range using segments
  - E.g., Intel 80286
  - But a segment is not always big enough
  - Makes address arithmetic complicated
- Implementing a VMM on an ISA not designed for virtualization
  - E.g., non-privileged instructions accessing hardware resources
  - Either extend ISA, or require guest OS not to use problematic instructions

# Concluding Remarks

- Fast memories are small, large memories are slow
  - We really want fast, large memories ☹️
  - Caching gives this illusion 😊
- Principle of locality
  - Programs use a small part of their memory space frequently
- Memory hierarchy
  - L1 cache ↔ L2 cache ↔ ... ↔ DRAM memory ↔ disk
- Memory system design is critical for multiprocessors