

# CS 744: PIPE DREAM

Shivaram Venkataraman

Fall 2020

# ADMINISTRIVIA

- Assignment 2 is due Oct 5th!
- Course project groups due today!
- Project proposal aka Introduction (10/16)

Introduction

Related Work

Timeline (with eval plan)

# WRITING AN INTRODUCTION

1-2 paras: what is the problem you are solving  
why is it important (need citations)

1-2 paras: How other people solve and why they fall short

1-2 paras: How do you plan on solving it and why your approach  
is better

1 para: Anticipated results or what experiments you will use

# RELATED WORK, EVAL PLAN

Group related work into 2 or 3 buckets (1-2 para per bucket)

Explain what the papers / projects do

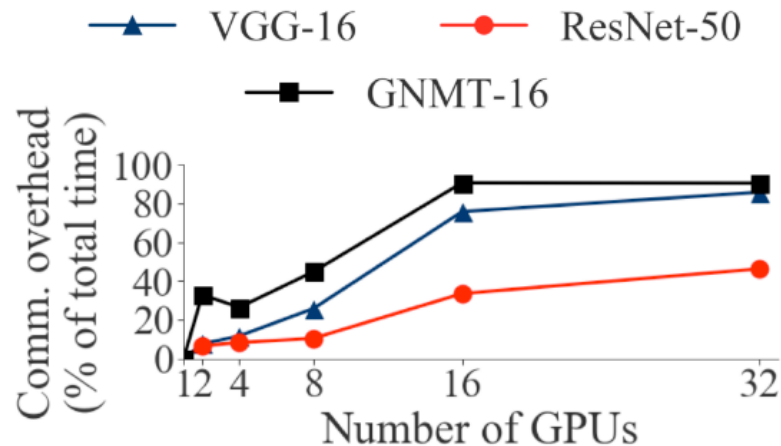
Why are they different / insufficient

## Eval Plan

Describe what datasets, hardware you will use

Available: Cloudlab, Google Cloud (~\$150), Jetson TX2 etc.

# LIMITATIONS OF DATA PARALLEL

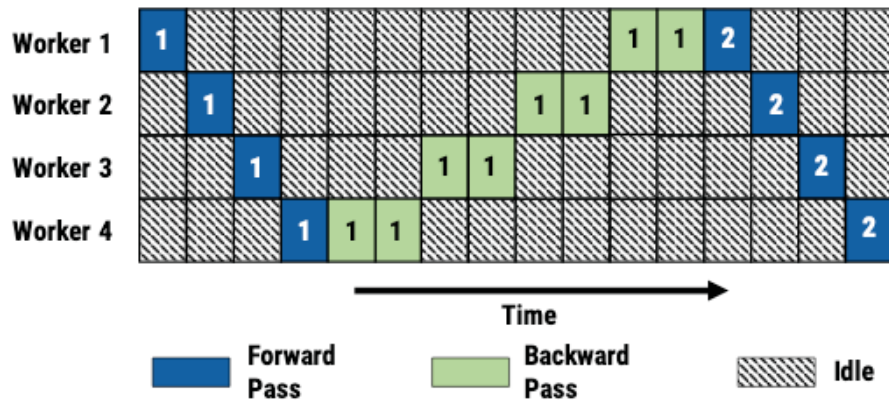
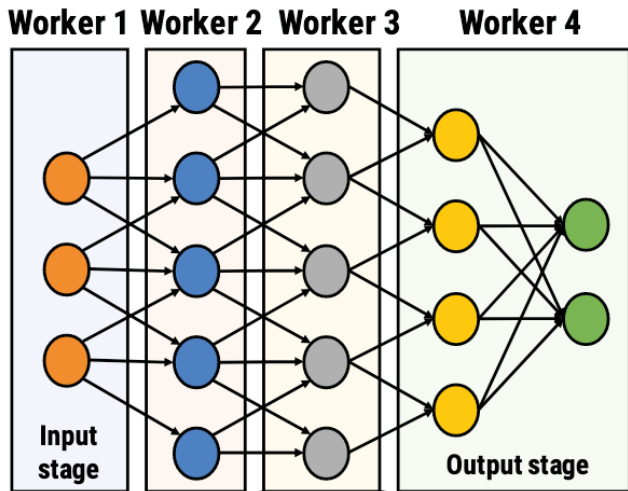


8xV100s with NVLink (AWS)  
PyTorch + NCCL 2.4

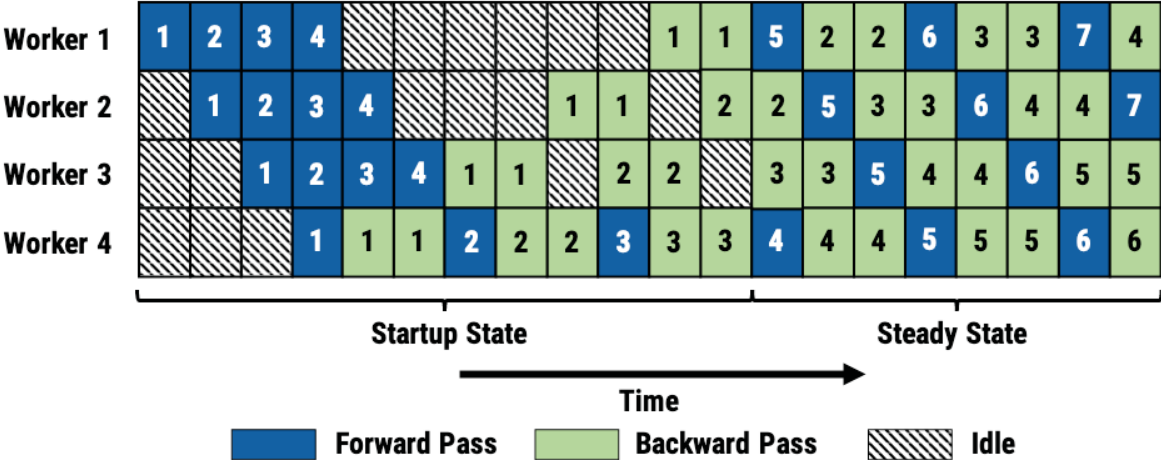
5

“fraction of training time spent  
in communication stalls”

# MODEL PARALLEL TRAINING



# PIPELINE PARALLEL

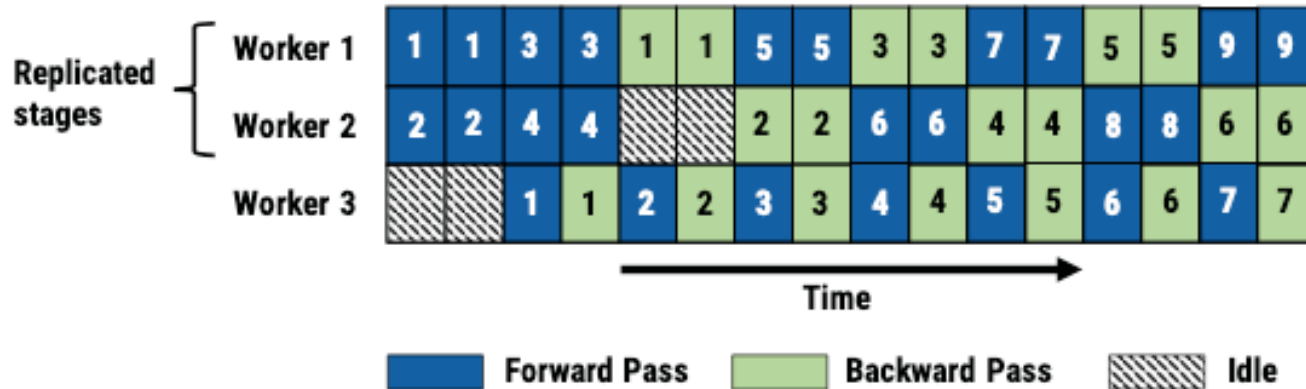


Advantages?

# CHALLENGE 1: WORK PARTITIONING

Goal: Balanced stages in the pipeline. Why?

Stages can be replicated!





# WORK PARTITIONING

Profiler: computation time for forward, backward  
size of output activations, gradients (network transfer)  
size of parameters (memory)

Dynamic programming algorithm

Intuition: Find optimal partitions within a server,  
Then find best split across servers using that

# CHALLENGE 2: WORK SCHEDULING

Traditional data parallel

forward iter(i)

backward iter(i)

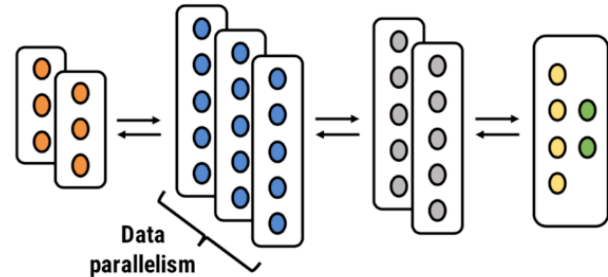
forward iter(i+1)

...

Pipeline parallel: Worker can

Forward pass to push to downstream

Backward pass to push to upstream



# CHALLENGE 2: WORK SCHEDULING

Num active batches  $\approx$  num\_workers / num\_replicas\_input

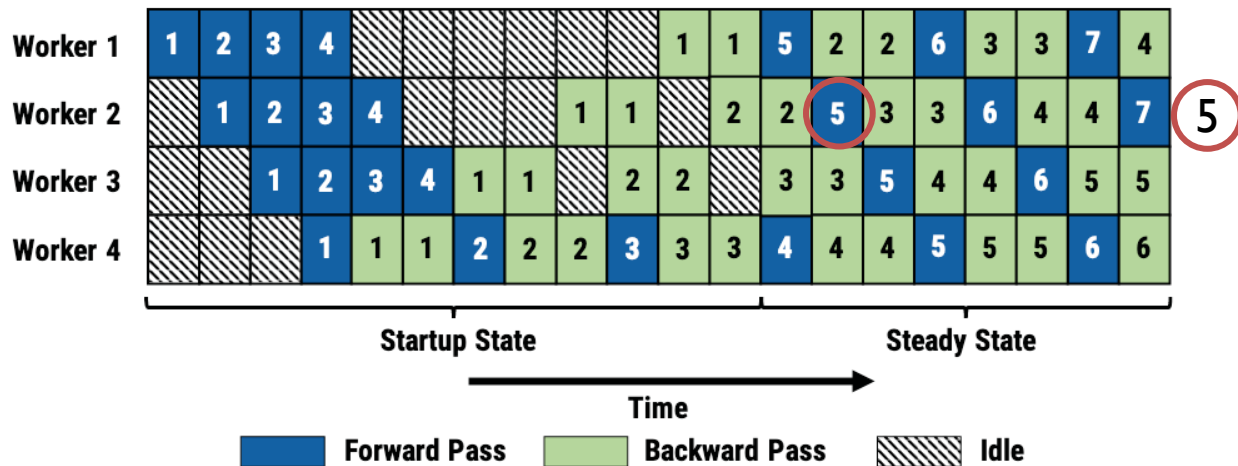
Schedule one-forward-one-backward (IF1B)

Round-robin for replicated stages →  
same worker for fwd, backward

# CHALLENGE 3: EFFECTIVE LEARNING

Naïve pipelining

Different model versions forward and backward



# CHALLENGE 3: EFFECTIVE LEARNING

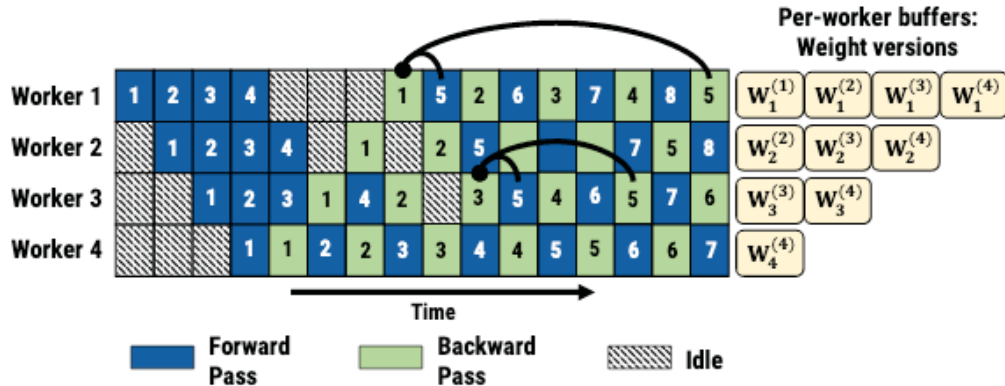
Weight stashing

Maintain multiple versions of the weights

One per active mini-batch

Use latest version for forward pass.

Retrieve for backward



# STALENESS, MEMORY OVERHEAD

How to avoid staleness:

Vertical sync

Memory overhead

Similar to data parallel?

# SUMMARY

Pipeline parallelism: Combine inter-batch and intra-batch

Partitioning: Replication, dynamic programming

Scheduling: IFIB

Weight management: Stashing, vertical sync

# DISCUSSION

<https://forms.gle/GdVRuE8rBHH2vPPW6>



List two takeaways from the following table

Model Name	Model Size	GPUs (#Servers x #GPUs/Server)	PipeDream Config	Speedup over DataParallel (Epoch Time)
Resnet-50	97MB	4x4	16	1x
		2x8	16	1x
VGG-16	528MB	4x4	15-1	5.28x
		2x8	15-1	2.98x
GNMT-8	1.1GB	3x4	Straight	2.95x
		2x8	16	1x

What are some other workload scenarios (e.g. things we discussed for MapReduce or Spark) that could use similar ideas of pipelined parallelism? Develop such one example and its execution

# NEXT STEPS

Next class: TVM

Assignment 2 is out!

Course project deadlines

Today! (titles, groups)

Oct 16 (introductions)