

U. Wisconsin CS/ECE 752

Advanced Computer Architecture I

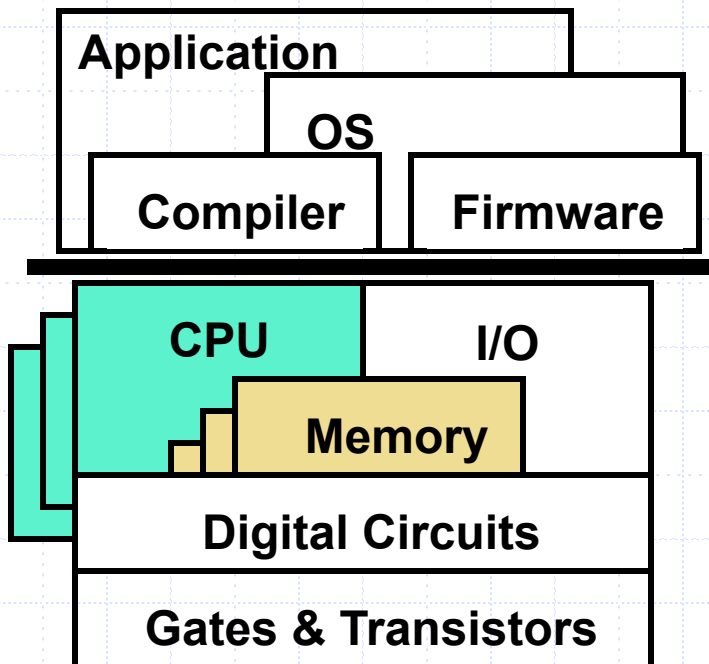
Prof. David A. Wood

Unit 12: Shared-Memory Multiprocessors

Slides developed by Amir Roth of University of Pennsylvania with sources that included University of Wisconsin slides by Mark Hill, Guri Sohi, Jim Smith, and David Wood.

Slides enhanced by Milo Martin, Mark Hill, and David Wood with sources that included Profs. Asanovic, Falsafi, Hoe, Lipasti, Shen, Smith, Sohi, Vijaykumar, and Wood

This Unit: Shared Memory Multiprocessors



- Three issues
 - Cache coherence
 - Synchronization
 - Memory consistency
- Two cache coherence approaches
 - “Snooping” (SMPs): < 16 processors
 - “Directory”/Scalable: lots of processors

Thread-Level Parallelism

```
struct acct_t { int bal; };  
shared struct acct_t accts[MAX_ACCT];  
int id,amt;  
if (accts[id].bal >= amt)  
{  
    accts[id].bal -= amt;  
    spew_cash();  
}
```

0: addi r1,accts,r3
1: ld 0(r3),r4
2: blt r4,r2,6
3: sub r4,r2,r4
4: st r4,0(r3)
5: call spew_cash

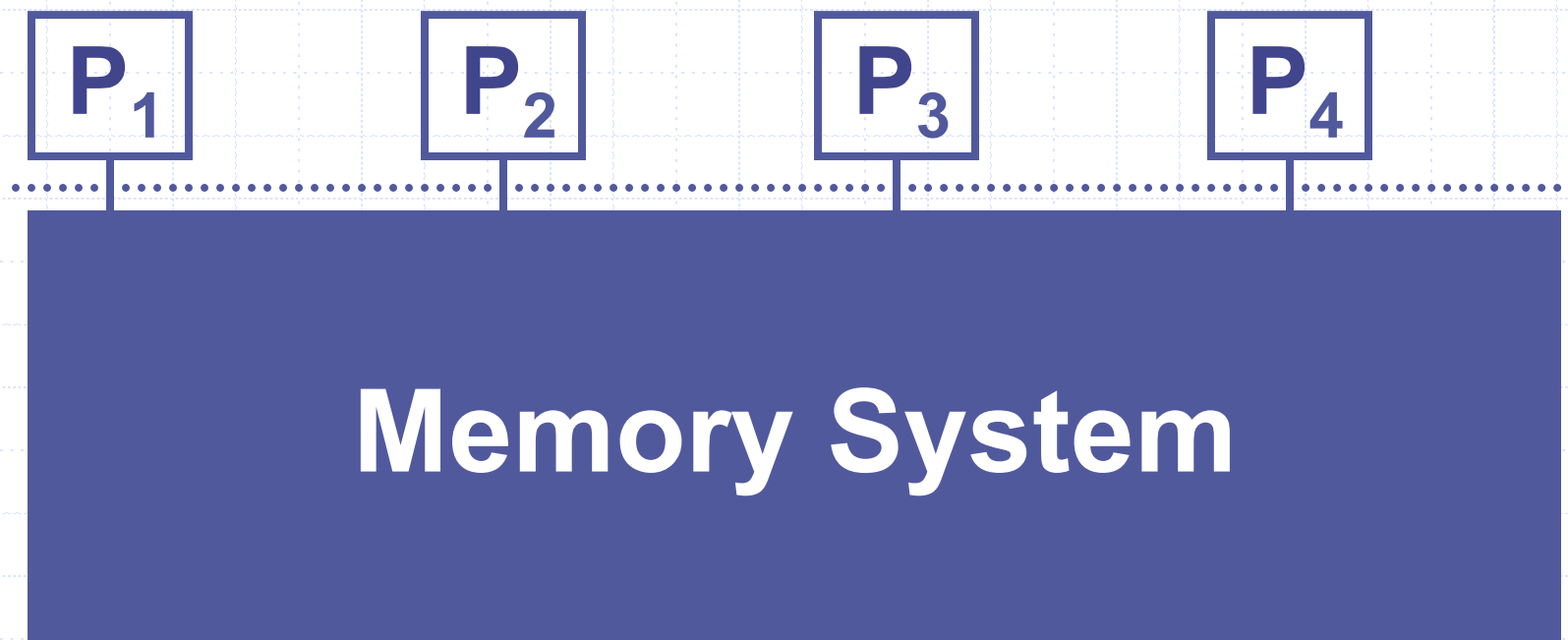
- **Thread-level parallelism (TLP)**
 - Collection of asynchronous tasks: not started and stopped together
 - Data shared loosely, dynamically
- Example: database/web server (each query is a thread)
 - **accts** is **shared**, can't register allocate even if it were scalar
 - **id** and **amt** are private variables, register allocated to **r1**, **r2**
- Focus on this

Shared Memory

- **Shared memory**
 - Multiple execution contexts sharing a single address space
 - Multiple programs (MIMD)
 - Or more frequently: multiple copies of one program (SPMD)
 - Implicit (automatic) communication via loads and stores
- + Simple software
 - No need for messages, communication happens naturally
 - Maybe too naturally
 - Supports irregular, dynamic communication patterns
 - Both DLP and **TLP**
- Complex hardware
 - Must create a uniform view of memory
 - Several aspects to this as we will see

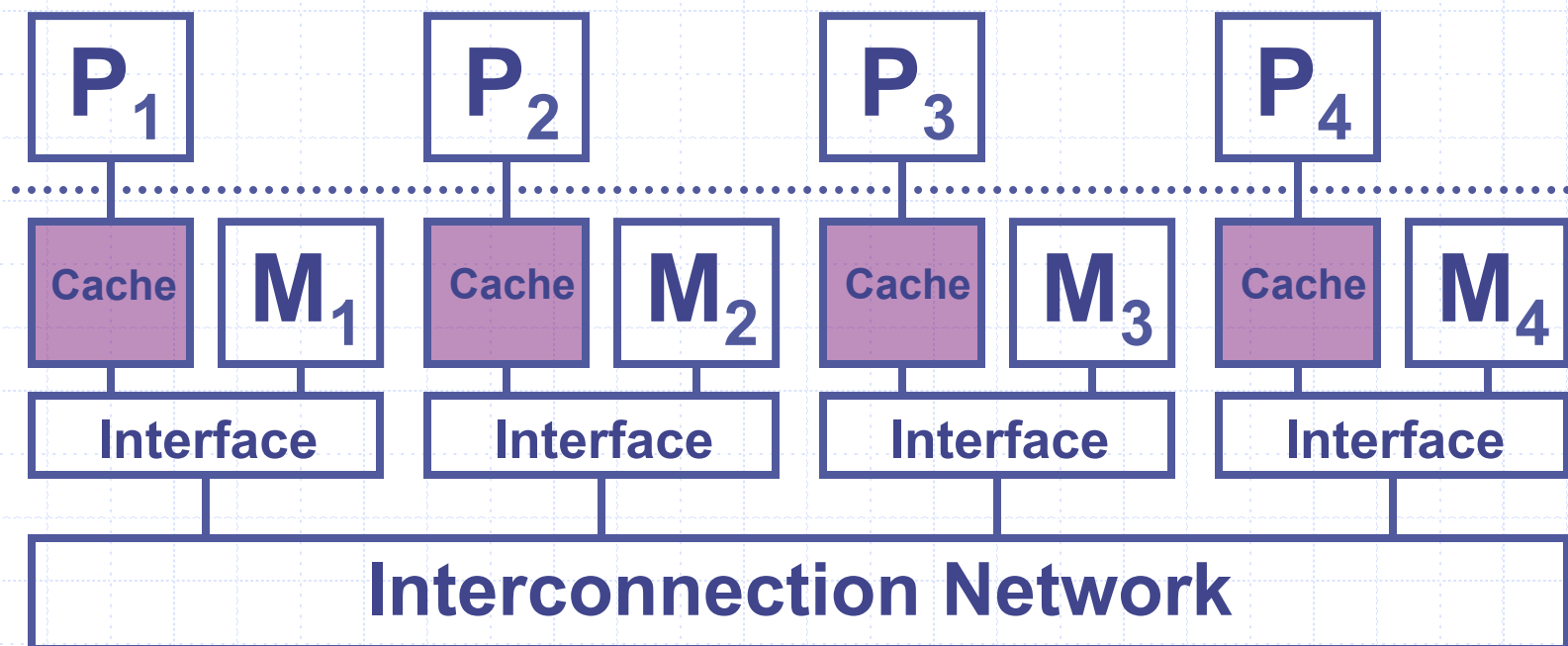
Shared-Memory Multiprocessors

- **Provide a shared-memory abstraction**
 - Familiar and efficient for programmers



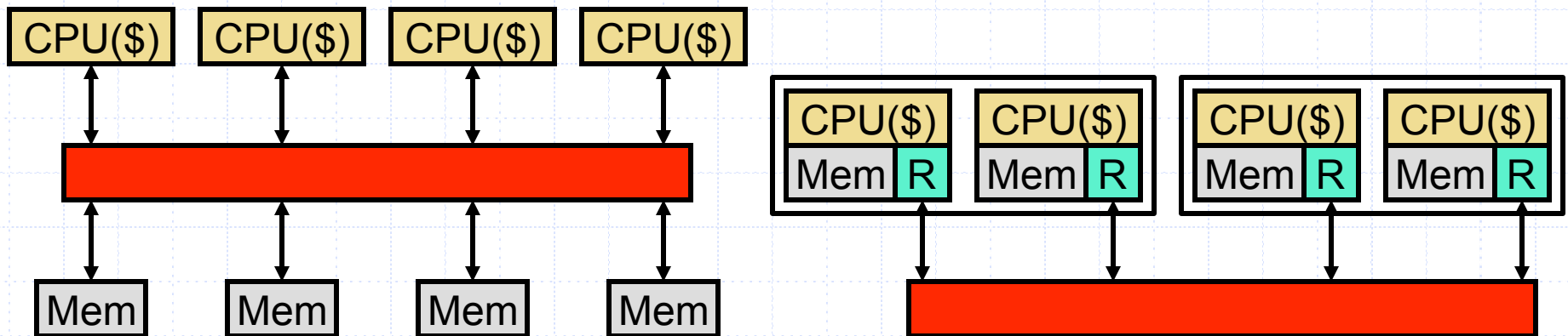
Shared-Memory Multiprocessors

- **Provide a shared-memory abstraction**
 - Familiar and efficient for programmers



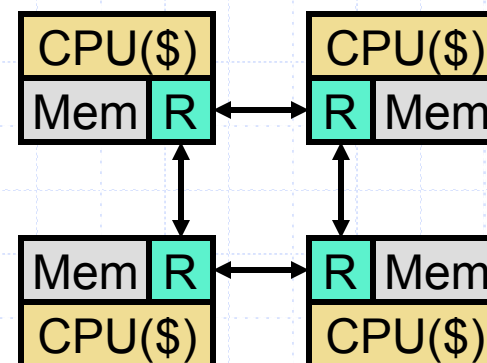
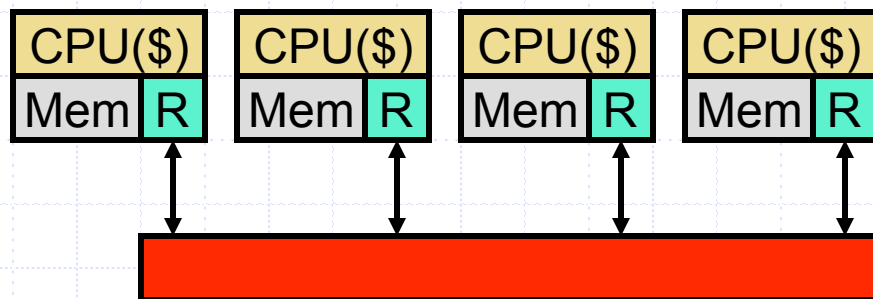
Paired vs. Separate Processor/Memory?

- **Separate processor/memory**
 - **Uniform memory access (UMA):** equal latency to all memory
 - + Simple software, doesn't matter where you put data
 - Lower peak performance
 - Bus-based UMAs common: **symmetric multi-processors (SMP)**
- **Paired processor/memory**
 - **Non-uniform memory access (NUMA):** faster to local memory
 - More complex software: where you put data matters
 - + Higher peak performance: assuming proper data placement



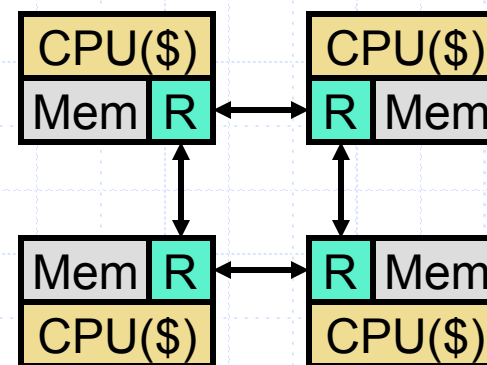
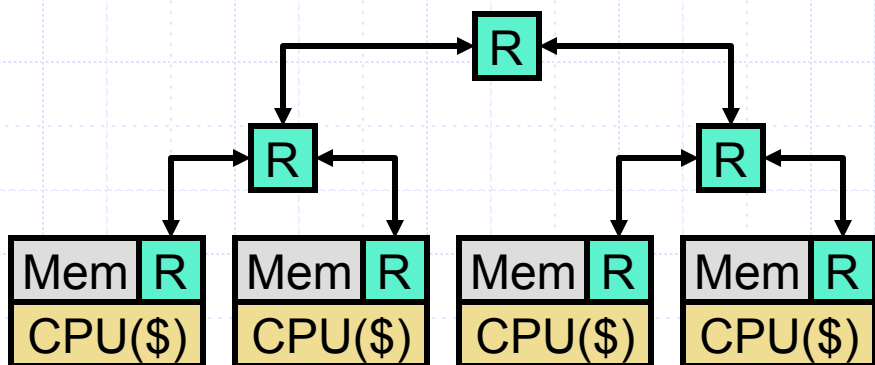
Shared vs. Point-to-Point Networks

- **Shared network:** e.g., bus (left) or crossbar (not shown)
 - + Low latency
 - Low bandwidth: expensive to scale beyond ~16 processors
 - + Shared property simplifies cache coherence protocols (later)
- **Point-to-point network:** e.g., mesh or ring (right)
 - Longer latency: may need multiple “hops” to communicate
 - + Higher bandwidth: scales to 1000s of processors
 - Cache coherence protocols are more complex

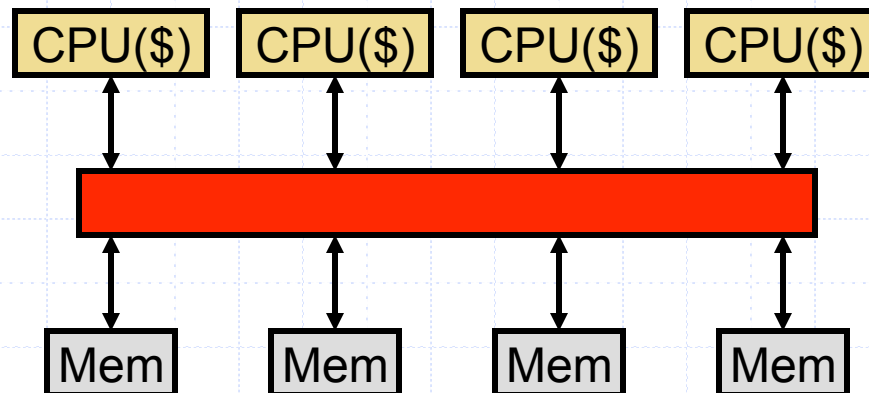


Organizing Point-To-Point Networks

- **Network topology:** organization of network
 - Tradeoff performance (connectivity, latency, bandwidth) \leftrightarrow cost
- Router chips
 - Networks that require separate router chips are **indirect**
 - Networks that use processor/memory/router packages are **direct**
 - + Fewer components, "Glueless MP"
 - Distinction blurry in the multicore era
- Point-to-point network examples
 - Indirect tree (left)
 - Direct mesh or ring (right)

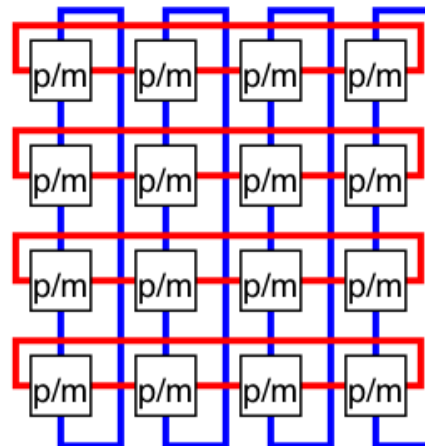
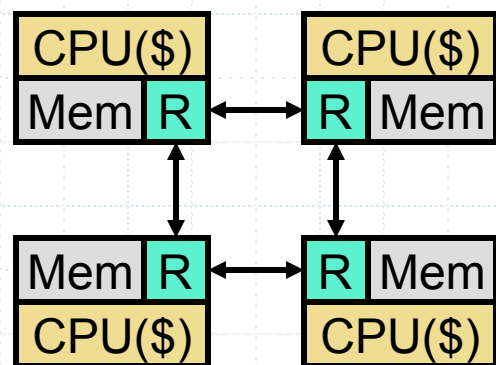


Implementation #1: Snooping Bus MP



- Bus-based systems
 - Typically small: 2–8 (maybe 16) processors
 - Typically processors split from memories (UMA)
 - Sometimes **multiple processors on single chip (CMP)**
 - **Symmetric multiprocessors (SMPs)**
 - Predecessor of modern systems
- Crossbar-based systems similar, but higher B/W and cost

Implementation #2: Scalable MP



- General point-to-point network-based systems
 - Typically processor/memory/router blocks (NUMA)
 - **Glueless MP**: no need for additional “glue” chips
 - Can be arbitrarily large: 1000’s of processors
 - **Massively parallel processors (MPPs)**
 - Increasingly used for small systems
 - Eliminates need for buses, enables point-to-point wires
 - **Coherent Hypertransport (AMD Opteron)**
 - **Intel QuickPath Interconnect (QPI)**

Issues for Shared Memory Systems

- Three in particular
 - **Cache coherence**
 - Synchronization
 - Memory consistency model
- Not unrelated to each other
- Different solutions for SMPs and MPPs
 - Will discuss SMPs only
 - CMPs? Now like SMPs, but maybe MPPs later

An Example Execution

Processor 0

```
0: addi r1,accts,r3
1: ld 0(r3),r4
2: blt r4,r2,6
3: sub r4,r2,r4
4: st r4,0(r3)
5: call spew_cash
```

Processor 1

```
0: addi r1,accts,r3
1: ld 0(r3),r4
2: blt r4,r2,6
3: sub r4,r2,r4
4: st r4,0(r3)
5: call spew_cash
```



- Two \$100 withdrawals from account #241 at two ATMs
 - Each transaction maps to thread on different processor
 - Track `accts[241].bal` (address is in `r3`)

No-Cache, No-Problem

Processor 0

```
0: addi r1,accts,r3
1: ld 0(r3),r4
2: blt r4,r2,6
3: sub r4,r2,r4
4: st r4,0(r3)
5: call spew_cash
```

Processor 1

```
0: addi r1,accts,r3
1: ld 0(r3),r4
2: blt r4,r2,6
3: sub r4,r2,r4
4: st r4,0(r3)
5: call spew_cash
```

Mem

500
500

400

400

300

- Scenario I: processors have no caches
 - No problem

Cache Incoherence

Processor 0

```
0: addi r1,accts,r3
1: ld 0(r3),r4
2: blt r4,r2,6
3: sub r4,r2,r4
4: st r4,0(r3)
5: call spew_cash
```

Processor 1

```
0: addi r1,accts,r3
1: ld 0(r3),r4
2: blt r4,r2,6
3: sub r4,r2,r4
4: st r4,0(r3)
5: call spew_cash
```

P0	P1	Mem
		500
V:500		500

D:400		500
-------	--	-----

D:400	V:500	500
-------	-------	-----

D:400	D:400	500
-------	-------	-----

- Scenario II: processors have write-back caches
 - Potentially 3 copies of `accts[241].bal`: memory, p0\$, p1\$
 - Can get incoherent (inconsistent)

Write-Thru Alone Doesn't Help

Processor 0

```
0: addi r1,accts,r3
1: ld 0(r3),r4
2: blt r4,r2,6
3: sub r4,r2,r4
4: st r4,0(r3)
5: call spew_cash
```

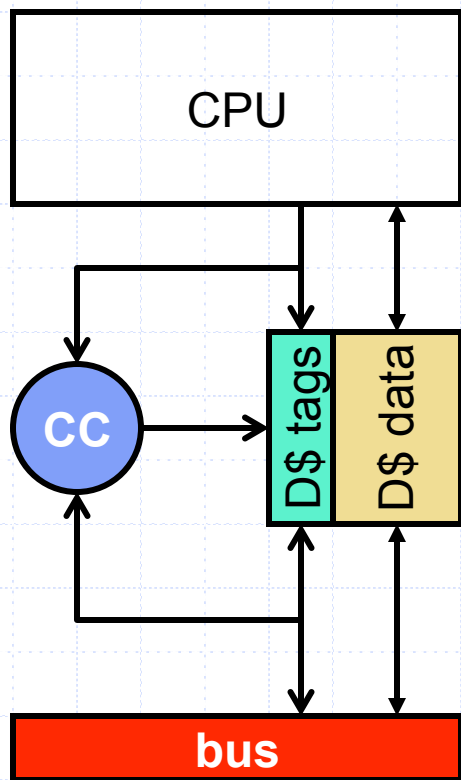
Processor 1

```
0: addi r1,accts,r3
1: ld 0(r3),r4
2: blt r4,r2,6
3: sub r4,r2,r4
4: st r4,0(r3)
5: call spew_cash
```

P0	P1	Mem
		500
V:500		500
V:400		400
V:400	V:400	400
V:400	V:300	300

- Scenario II: processors have write-thru caches
 - This time only 2 (different) copies of **accts[241].bal**
 - No problem? What if another withdrawal happens on processor 0?
 - Solution: **invalidate** or **update** copies

Hardware Cache Coherence

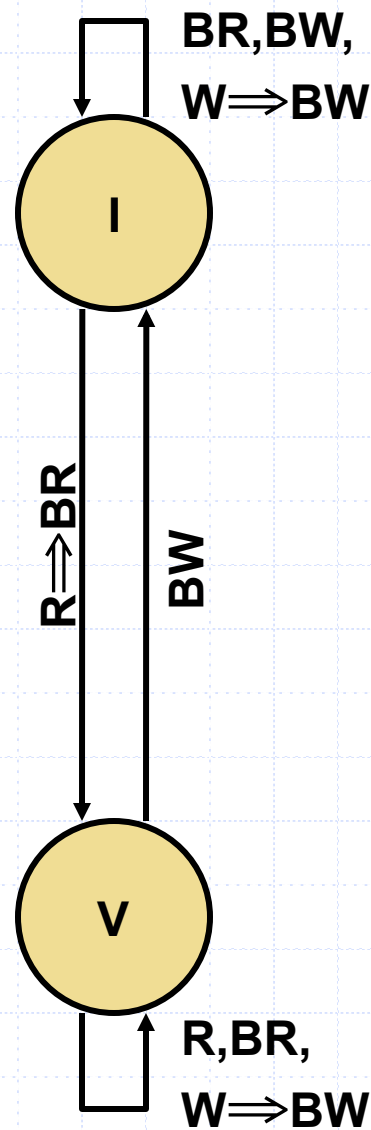


- Absolute coherence
 - All copies have same data at all times
 - Hard to implement and slow
 - + Not strictly necessary
- **Relative coherence**
 - Temporary incoherence OK (e.g., write-back)
 - As long as all loads get right values
 - i.e., no one looks at incoherent data
- **Coherence controller:**
 - Examines bus traffic (addresses and data)
 - Executes **coherence protocol**
 - What to do with local copy when you see different things happening on bus

Bus-Based Coherence Protocols

- Bus-based coherence protocols
 - Also called **snooping** or **broadcast**
 - **ALL controllers see ALL transactions IN SAME ORDER**
 - Bus is the **ordering point**
 - Protocol relies on all processors seeing a total order of requests
- Simplest protocol: write-thru cache coherence
 - Two processor-side events
 - **R**: read (i.e., a processor **load** will **read** the cache)
 - **W**: write (i.e., a processor **store** will **write** the cache)
 - Two bus-side events
 - **BR**: bus-read, read miss on another processor
 - **BW**: bus-write, write thru by another processor

Write-Thru Coherence Protocol

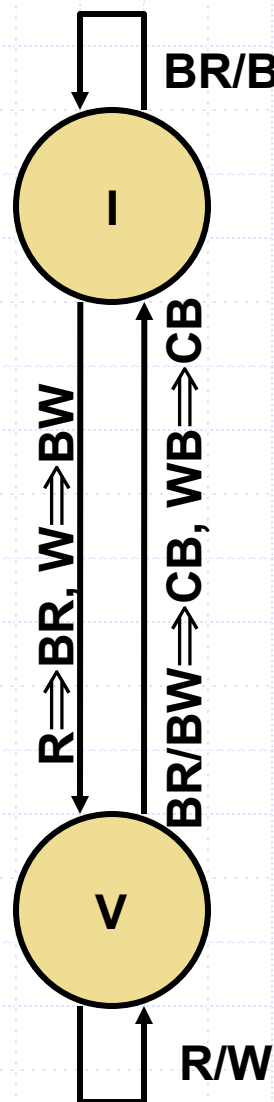


- **VI (valid-invalid) protocol**
 - Two states (per block)
 - **V (valid)**: have block
 - **I (invalid)**: don't have block
 - + Can implement with valid bit
- Protocol diagram (left)
 - Convention: event \Rightarrow generated-event
 - Summary
 - If anyone wants to write block
 - Give it up: transition to **I** state
 - Read miss gets data from memory (as normal)
- This is an **invalidate protocol**
- Simple, but wastes a lot of bandwidth
 - May be used for L1 D\$

Coherence for Writeback caches

- Writeback cache actions
 - Three processor-side events
 - **R**: read
 - **W**: write
 - **WB**: write-back (select block for replacement)
 - Three bus-side events
 - **BR**: bus-read, read miss on another processor
 - **BW**: bus-write, write miss on another processor
 - **CB**: copy-back, send block back to memory or other processor
- Point-to-point network protocols also exist
 - Typical solution is a **directory protocol**

VI (MI) Coherence Protocol



- **VI (valid-invalid) protocol:** aka MI
 - Two states (per block)
 - **V (valid):** have block
 - aka **M (modified)** when block written
 - **I (invalid):** don't have block
 - Protocol summary
 - If anyone wants to read/write block
 - Give it up: transition to **I** state
 - copy-back on replacement or other request
 - Miss gets latest copy (memory or processor)
 - This is an **invalidate protocol**
 - **Update protocol:** copy data, don't invalidate
 - Sounds good, but wastes a lot of bandwidth
 - Hard to make writes appear atomic

VI Protocol (Write-Back Cache)

Processor 0

```
0: addi r1,accts,r3
1: ld 0(r3),r4
2: blt r4,r2,6
3: sub r4,r2,r4
4: st r4,0(r3)
5: call spew_cash
```

Processor 1

```
0: addi r1,&accts,r3
1: ld 0(r3),r4
2: blt r4,r2,6
3: sub r4,r2,r4
4: st r4,0(r3)
5: call spew_cash
```

		500
V:500		500

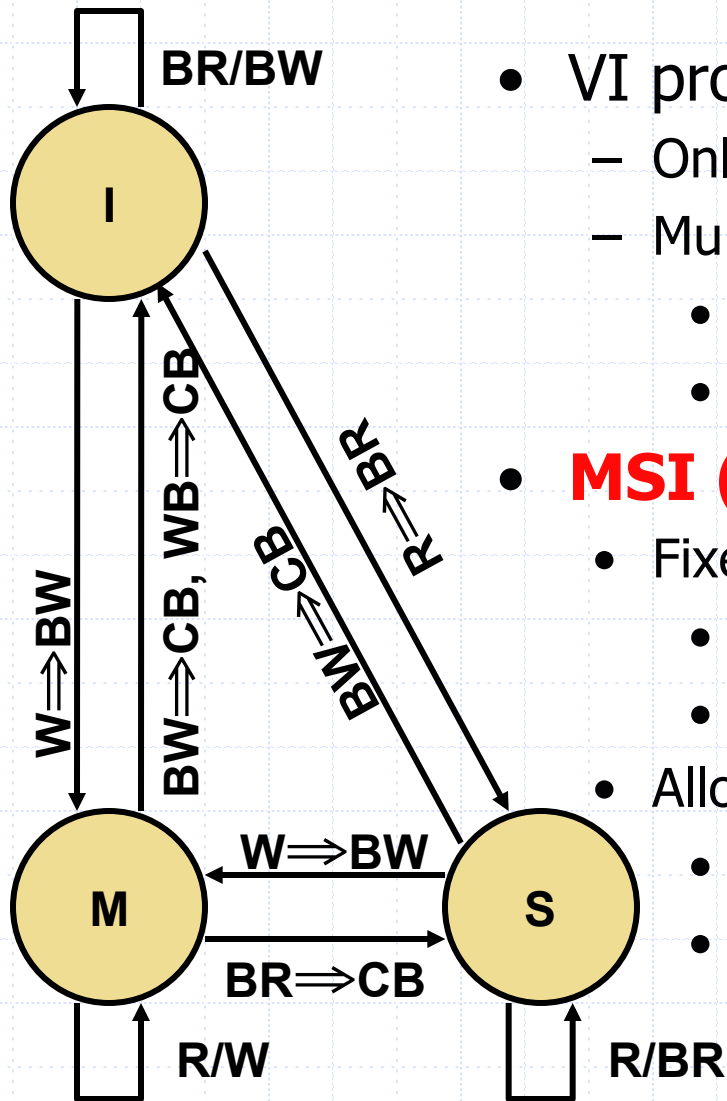
V:400		500
-------	--	------------

I:CB	V:400	400
-------------	-------	-----

	V:300	400
--	-------	------------

- **ld** by processor 1 generates a BR
 - processor 0 responds by CB its dirty copy, transitioning to **I**
 - Update memory? Called **Reflection**, is optional.

VI \rightarrow MSI: A realistic coherence protocol



- VI protocol is inefficient
 - Only one cached copy allowed in entire system
 - Multiple copies can't exist even if read-only
 - Not a problem in example
 - Big problem in reality
- **MSI (modified-shared-invalid)**
 - Fixes problem: splits "V" state into two states
 - **M (modified)**: local dirty copy
 - **S (shared)**: local clean copy
 - Allows **either**
 - Multiple read-only copies (S-state) **--OR--**
 - Single read/write copy (M-state)

MSI Protocol (Write-Back Cache)

Processor 0

```
0: addi r1,accts,r3
1: ld 0(r3),r4
2: blt r4,r2,6
3: sub r4,r2,r4
4: st r4,0(r3)
5: call spew_cash
```

Processor 1

```
0: addi r1,accts,r3
1: ld 0(r3),r4
2: blt r4,r2,6
3: sub r4,r2,r4
4: st r4,0(r3)
5: call spew_cash
```

		500
S:500		500

M:400		500
S:400	S:400	400

I:	M:300	400
----	-------	------------

- **ld** by processor 1 generates a BR
 - processor 0 responds by CB its dirty copy, transitioning to **S**
- **st** by processor 1 generates a BW
 - processor 0 responds by transitioning to **I**

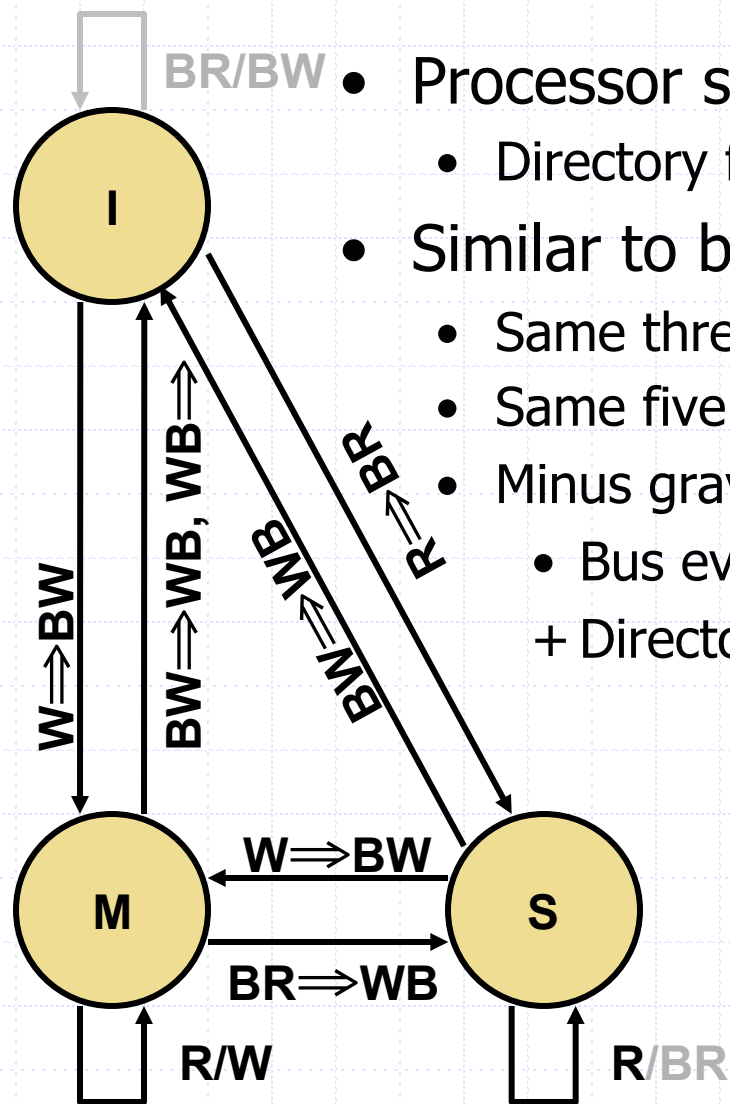
Other Coherence States

- Exclusive (E)
 - Read misses get exclusive block if not other cache has a copy
 - Same processor can write block without another request
 - Optimizes common read-modify-write sequence
- Owned (O)
 - $M \rightarrow S$ transition requires memory/lower cache update (reflection)
 - Transition from $M \rightarrow O$ eliminates reflection
 - Cache in state O must still respond to BR and BW requests
- Many transient states
 - Write to I: $I \rightarrow IM^{AD} \rightarrow IM^D \rightarrow M$
 - Tracks intermediate states
 - But many races: $BW @ IM^D \rightarrow IMI^D$

Directory Coherence Protocols

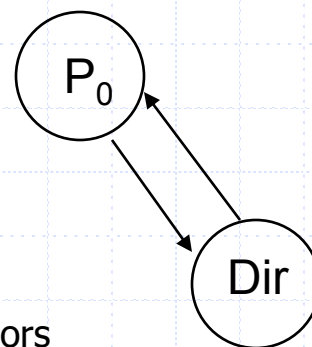
- Observe: physical address space statically partitioned
 - + Can easily determine which memory module holds a given line
 - That memory module sometimes called "**home**"
 - Can't easily determine which processors have line in their caches
 - Bus-based protocol: broadcast events to all processors/caches
 - ± Simple and fast, but non-scalable
- **Directories**: non-broadcast coherence protocol
 - Extend memory to track caching information
 - For each physical cache line whose home this is, track:
 - **Owner**: which processor has a dirty copy (I.e., M state)
 - **Sharers**: which processors have clean copies (I.e., S state)
 - Processor sends coherence event to home directory
 - Home directory only sends events to processors that care

MSI Directory Protocol

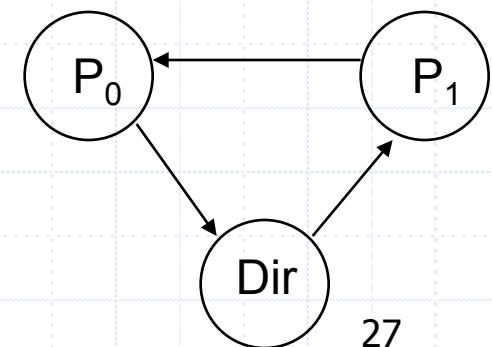


- Processor side
 - Directory follows its own protocol (obvious in principle)
- Similar to bus-based MSI
 - Same three states
 - Same five actions (keep BR/BW names)
 - Minus grayed out arcs/actions
 - Bus events that would not trigger action anyway
 - + Directory won't bother you unless you need to act

2 hop miss



3 hop miss



Directory MSI Protocol

Processor 0

0: `addi r1,accts,r3`

1: `ld 0(r3),r4`

2: `blt r4,r2,6`

3: `sub r4,r2,r4`

4: `st r4,0(r3)`

5: `call spew_cash`

Processor 1

0: `addi r1,accts,r3`

1: `ld 0(r3),r4`

2: `blt r4,r2,6`

3: `sub r4,r2,r4`

4: `st r4,0(r3)`

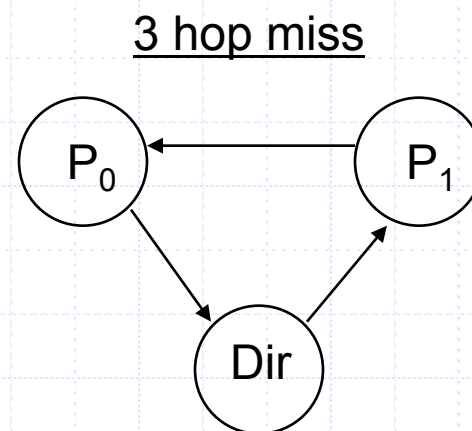
5: `call spew_cash`

P0	P1	Directory
		—:—:500
S:500		S:0:500
M:400		M:0:500 (stale)
S:400	S:400	S:0,1:400
	M:300	M:1:400

- `ld` by P1 sends BR to directory
 - Directory sends BR to P0, P0 sends P1 data, does WB, goes to **S**
- `st` by P1 sends BW to directory
 - Directory sends BW to P0, P0 goes to **I**

Directory Flip Side: Latency

- Directory protocols
 - + Lower bandwidth consumption → more scalable
 - Longer latencies
- Two read miss situations
 - Unshared block: get data from memory
 - Bus: 2 hops ($P_0 \rightarrow \text{memory} \rightarrow P_0$)
 - Directory: 2 hops ($P_0 \rightarrow \text{memory} \rightarrow P_0$)
 - Shared or exclusive block: get data from other processor (P_1)
 - Assume cache-to-cache transfer optimization
 - Bus: 2 hops ($P_0 \rightarrow P_1 \rightarrow P_0$)
 - Directory: **3 hops** ($P_0 \rightarrow \text{memory} \rightarrow P_1 \rightarrow P_0$)
 - Common, with many processors high probability someone has it



Directory Flip Side: Complexity

- Latency not only issue for directories
 - Subtle correctness issues as well
 - Stem from unordered nature of underlying inter-connect
- Individual requests to single cache line must appear atomic
 - Bus: all processors see all requests in same order
 - Atomicity automatic
 - Point-to-point network: requests may arrive in different orders
 - Directory has to enforce atomicity explicitly
 - Cannot initiate actions on request B...
 - Until all relevant processors have completed actions on request A
 - Requires directory to collect acks, queue requests, etc.
- Directory protocols
 - Obvious in principle
 - Extremely complicated in practice

Coherence on Real Machines

- Many uniprocessors designed with on-chip snooping logic
 - Can be easily combined to form SMPs
 - E.g., Intel Pentium4 Xeon
- Larger scale (directory) systems built from smaller SMPs
 - E.g., Sun Wildfire, NUMA-Q, IBM Summit
- Some shared memory machines are **not cache coherent**
 - E.g., CRAY-T3D/E
 - Shared data is uncachable
 - If you want to cache shared data, copy it to private data section
 - Basically, cache coherence implemented in software
 - Have to really know what you are doing as a programmer

Best of Both Worlds?

- Ignore processor snooping bandwidth for a minute
- Can we combine best features of snooping and directories?
 - From snooping: fast 2-hop cache-to-cache transfers
 - From directories: scalable point-to-point networks
 - In other words...
- Can we use broadcast on an unordered network?
 - Yes, and most of the time everything is fine
 - But sometimes it isn't ... **data race**
- **Token Coherence (TC)**
 - An unordered broadcast snooping protocol ... without data races
 - Interesting, but won't talk about here

One Down, Two To Go

- Coherence only one part of the equation
 - Synchronization
 - Consistency

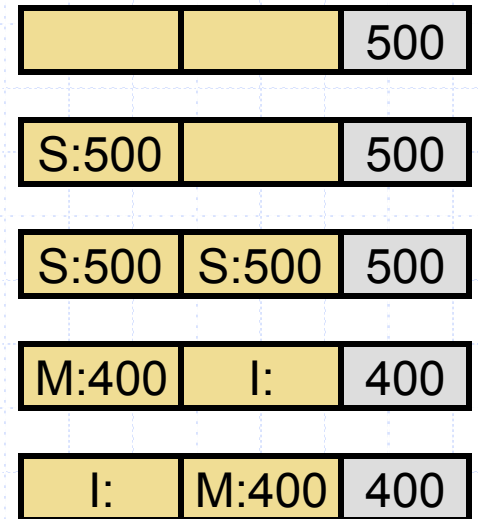
The Need for Synchronization

Processor 0

```
0: addi r1,accts,r3
1: ld 0(r3),r4
2: blt r4,r2,6
3: sub r4,r2,r4
4: st r4,0(r3)
5: call spew_cash
```

Processor 1

```
0: addi r1,accts,r3
1: ld 0(r3),r4
2: blt r4,r2,6
3: sub r4,r2,r4
4: st r4,0(r3)
5: call spew_cash
```



- We're not done, consider the following execution
 - Write-back caches (doesn't matter, though), MSI protocol
- What happened?
 - We got it wrong ... and coherence had nothing to do with it

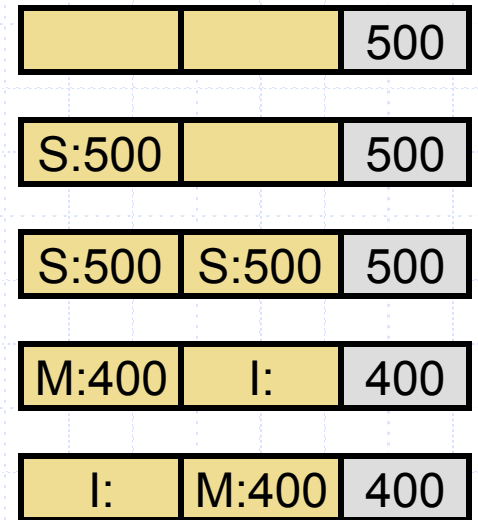
The Need for Synchronization

Processor 0

```
0: addi r1,accts,r3
1: ld 0(r3),r4
2: blt r4,r2,6
3: sub r4,r2,r4
4: st r4,0(r3)
5: call spew_cash
```

Processor 1

```
0: addi r1,accts,r3
1: ld 0(r3),r4
2: blt r4,r2,6
3: sub r4,r2,r4
4: st r4,0(r3)
5: call spew_cash
```



- What really happened?
 - Access to **accts[241].bal** should conceptually be **atomic**
 - Transactions should not be “interleaved”
 - But that’s exactly what happened
 - Same thing can happen on a multiprogrammed uniprocessor!
- Solution: **synchronize** access to **accts[241].bal**

Synchronization

- **Synchronization**: second issue for shared memory
 - Regulate access to shared data
 - Software constructs: semaphore, monitor
 - Hardware primitive: **lock**
 - Operations: **acquire(lock)** and **release(lock)**
 - Region between **acquire** and **release** is a **critical section**
 - Must interleave **acquire** and **release**
 - Second consecutive **acquire** will fail (actually it will block)

```
struct acct_t { int bal; };
shared struct acct_t accts[MAX_ACCT];
shared int lock;
int id,amt;
acquire(lock);
if (accts[id].bal >= amt) { // critical section
    accts[id].bal -= amt;
    spew cash(); }
release(lock);
```

Working Spinlock: Test-And-Set

- ISA provides an atomic lock acquisition instruction
 - Example: **test-and-set**
`t&s r1,0(&lock)`
 - Atomically executes
`ld r1,0(&lock)`
`st 1,0(&lock)`
 - If lock was initially free (0), acquires it (sets it to 1)
 - If lock was initially busy (1), doesn't change it
 - New acquire sequence
`A0: t&s r1,0(&lock)`
`A1: bnez r1,A0`
 - More general atomic mechanisms
 - **swap, exchange, fetch-and-add, compare-and-swap**

Test-and-Set Lock Correctness

Processor 0

A0: t&s r1,0(&lock)

A1: bnez r1,#A0

CRITICAL_SECTION

Processor 1

A0: t&s r1,0(&lock)

A1: bnez r1,#A0

A0: t&s r1,0(&lock)

A1: bnez r1,#A0

+ Test-and-set lock actually works

- Processor 1 keeps spinning

Test-and-Set Lock Performance

Processor 1

A0: **t&s** r1,0(&lock)

A1: bnez r1,#A0

A0: **t&s** r1,0(&lock)

A1: bnez r1,#A0

Processor 2

A0: **t&s** r1,0(&lock)

A1: bnez r1,#A0

A0: **t&s** r1,0(&lock)

A1: bnez r1,#A0

M:1	I:	1
I:	M:1	1
M:1	I:	1
I:	M:1	1
M:1	I:	1

- But performs poorly in doing so
 - Consider 3 processors rather than 2
 - Processor 0 (not shown) has the lock and is in the critical section
 - But what are processors 1 and 2 doing in the meantime?
 - Loops of **t&s**, each of which includes a **st**
 - Taking turns invalidating each others cache lines
 - Generating a ton of useless bus (network) traffic

Test-and-Test-and-Set Locks

- Solution: **test-and-test-and-set locks**
 - New acquire sequence

```
A0: ld r1,0(&lock)
A1: bnez r1,A0
A2: addi r1,1,r1
A3: t&s r1,0(&lock)
A4: bnez r1,A0
```
 - Within each loop iteration, before doing a **t&s**
 - Spin doing a simple test (**ld**) to see if lock value has changed
 - Only do a **t&s** (**st**) if lock is actually free
 - Processors can spin on a busy lock locally (in their own cache)
 - Less unnecessary bus traffic

Test-and-Test-and-Set Lock Performance

<u>Processor 1</u>	<u>Processor 2</u>
A0: ld r1,0(&lock)	A0: ld r1,0(&lock)
A1: bnez r1,A0	A1: bnez r1,A0
A0: ld r1,0(&lock)	A0: ld r1,0(&lock)
// lock released by processor 0	A1: bnez r1,A0
A0: ld r1,0(&lock)	A1: bnez r1,A0
A1: bnez r1,A0	A0: ld r1,0(&lock)
A2: addi r1,1,r1	A1: bnez r1,A0
A3: t&s r1,(&lock)	A2: addi r1,1,r1
A4: bnez r1,A0	A3: t&s r1,(&lock)
CRITICAL_SECTION	A4: bnez r1,A0
	A0: ld r1,0(&lock)
	A1: bnez r1,A0

S:1	I:	1
S:1	S:1	1
S:1	S:1	1
I:	I:	0
S:0	I:	0
S:0	S:0	0
S:0	S:0	0
M:1	I:	1
I:	M:1	1
I:	M:1	1
I:	M:1	1

- Processor 0 releases lock, informs (invalidates) processors 1 and 2
- Processors 1 and 2 race to acquire, processor 1 wins

Queue Locks

- Test-and-test-and-set locks can still perform poorly
 - If lock is contended for by many processors
 - Lock release by one processor, creates “free-for-all” by others
 - Network gets swamped with t&s requests
- **Queue lock**
 - When lock is released by one processor...
 - Directory doesn't notify (by invalidations) **all** waiting processors
 - Instead, chooses one and sends invalidation only to it
 - Others continue spinning locally, unaware lock was released
 - Effectively, directory passes lock from one processor to the next
 - + Greatly reduced network traffic

Queue Lock Performance

Processor 1

A0: ld r1,0(&lock)

A1: bnez r1,A0

A0: ld r1,0(&lock)

// lock released by processor 0

A0: ld r1,0(&lock)

A1: bnez r1,A0

A2: addi r1,1,r1

A3: t&s r1,(&lock)

A4: bnez r1,A0

CRITICAL_SECTION

Processor 2

A0: ld r1,0(&lock)

A1: bnez r1,A0

A1: bnez r1,A0

A0: ld r1,0(&lock)

A1: bnez r1,A0

A0: ld r1,0(&lock)

A1: bnez r1,A0

A0: ld r1,0(&lock)

A1: bnez r1,A0

S:1	I:	1
S:1	S:1	1
S:1	S:1	1
I:	S:1	0
S:0	I:	0
S:0	S:0	0
S:0	S:0	0
M:1	I:	1
S:1	S:1	1
S:1	S:1	1
S:1	S:1	1
S:1	S:1	1

- Processor 0 releases lock, **informs only processor 1**

A Final Word on Locking

- A single lock for the whole array may restrict parallelism
 - Will force updates to different accounts to proceed serially
 - Solution: one lock per account
 - **Locking granularity**: how much data does a lock lock?
 - A software issue, but one you need to be aware of

```
struct acct_t { int bal, lock; };
shared struct acct_t accts[MAX_ACCT];
int id, amt;
acquire(accts[id].lock);
if (accts[id].bal >= amt) {
    accts[id].bal -= amt;
    spew_cash(); }
release(accts[id].lock);
```

Memory Consistency

- **Memory coherence**
 - Creates globally uniform (consistent) view...
 - Of **a single memory location** (in other words: cache line)
 - Not enough
 - Cache lines A and B can be individually consistent...
 - But inconsistent with respect to each other
- **Memory consistency**
 - Creates globally uniform (consistent) view...
 - Of **all memory locations relative to each other**
- Who cares? Programmers
 - Globally inconsistent memory creates mystifying behavior

Coherence vs. Consistency

A=flag=0;

Processor 0

```
A=1;  
flag=1;
```

Processor 1

```
while (!flag); // spin  
print A;
```

- **Intuition says:** P1 prints A=1
- **Coherence says?**
- Absolutely nothing!
 - P1 can see P0's write of `flag` before write of `A`!!! How?
 - Maybe coherence event of `A` is delayed somewhere in network
 - Maybe P0 has a coalescing write buffer that reorders writes
- Imagine trying to figure out why this code sometimes "works" and sometimes doesn't
- **Real systems** act in this strange manner

Sequential Consistency (SC)

A=flag=0;

Processor 0

A=1;
flag=1;

Processor 1

while (!flag); // spin
print A;

- **Sequential consistency (SC)**
 - **Formal definition of memory view programmers expect**
 - Processors see their own loads and stores in program order
 - + Provided naturally, even with out-of-order execution
 - But also: processors see others' loads and stores in program order
 - And finally: all processors see same global load/store ordering
 - Last two conditions not naturally enforced by coherence
- **Lamport definition:** multiprocessor ordering...
 - Corresponds to some sequential interleaving of uniprocessor orders
 - **I.e., indistinguishable from multi-programmed uni-processor**

Enforcing SC

- What does it take to enforce SC?
 - Definition: all loads/stores globally ordered
 - Translation: coherence events of all loads/stores globally ordered
- **When do coherence events happen naturally?**
 - On cache access
 - For stores: retirement → in-order → good
 - No write buffer? Yikes!
 - For loads: execution → out-of-order → bad
 - No out-of-order execution? Double Yikes!
- Is it true that multi-processors cannot be out-of-order?
 - No, but it makes OoO a little trickier
 - Treat out-of-order loads and stores as speculative
 - Treat certain coherence events as mispeculations
 - E.g., a BW request to block with speculative load pending

SC + OOO

- Recall: opportunistic load scheduling in a uni-processor
 - **Loads issue speculatively relative to older stores**
 - Stores scan for younger loads to same address have issued
 - Find one? Ordering violation → flush and restart
 - In-flight loads effectively “snoop” older stores from same process
- SC + OOO can be reconciled using **same technique**
 - Write bus requests from other processors snoop in-flight loads
 - Think of MOB as extension of the cache hierarchy
 - MIPS R10K does this
- SC implementable, but overheads still remain:
 - Write buffer issues
 - Complicated ld/st logic

Is SC Really Necessary?

- SC
 - + Most closely matches programmer's intuition (don't under-estimate)
 - Restricts optimization by compiler, CPU, memory system
 - Supported by MIPS, HP PA-RISC
- Is full-blown SC really necessary? What about...
 - All processors see same total order
 - Loads must respect program order
 - Store must respect program order
 - But loads can move ahead of stores
 - + Allows processors to have in-order write buffers
 - Doesn't confuse programmers too much
 - **Total Store Ordering (TSO)**: e.g., Intel IA-32, SPARC

Weak Memory Ordering

- For properly synchronized programs
 - Only **acquires/releases** must be strictly ordered
- Why? **Acquire-release** pairs define **critical sections**
 - Between critical-sections: data is private
 - Globally unordered access OK
 - Within critical-section: access to shared data is exclusive
 - Globally unordered access also OK
 - Implication: compiler or dynamic scheduling is OK
 - As long as re-orderings do not cross synchronization points
- **Weak Ordering (WO)**: Alpha, IA-64, PowerPC
 - ISA provides fence insns to indicate scheduling barriers
 - Proper use of fences is somewhat subtle
 - **Use synchronization library, don't write your own**

Multiprocessors Are Here To Stay

- Moore's law is making the multiprocessor a commodity part
 - >1B transistors on a chip, what to do with all of them?
 - Not enough ILP to justify a huge uniprocessor
 - Really big caches? t_{hit} increases, diminishing $\%_{miss}$ returns
- **Chip multiprocessors (CMPs)**
 - Multiple full processors on a single chip
 - Example: IBM POWER4: two 1GHz processors, 1MB L2, L3 tags
 - Example: Sun Niagara: 8 4-way FGMT cores, 1.2GHz, 3MB L2
- Multiprocessors a huge part of computer architecture
 - Another entire course on multiprocessor architecture

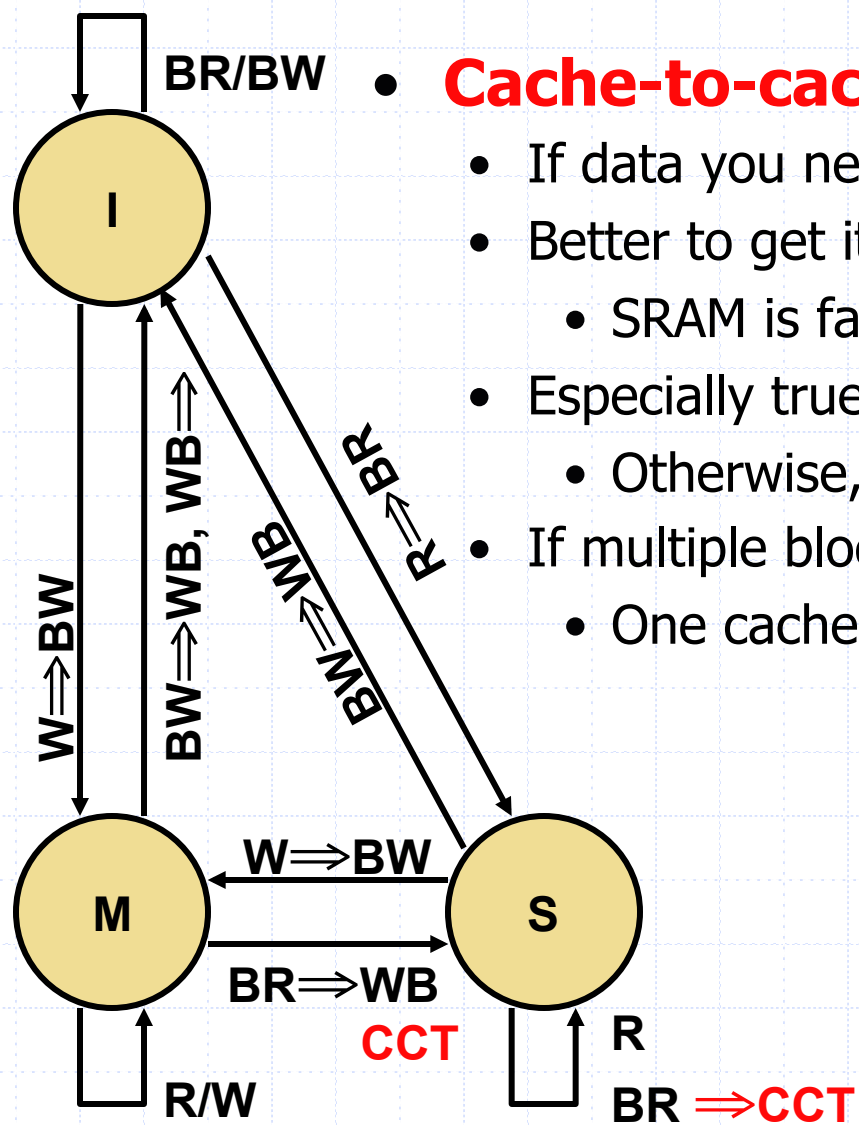
Multiprocessing & Power Consumption

- Multiprocessing can be very power efficient
- Recall: dynamic voltage and frequency scaling
 - Performance vs power is NOT linear
 - Example: Intel's Xscale
 - 1 GHz → 200 MHz reduces energy used by 30x
- Impact of parallel execution
 - What if we used 5 Xscales at 200Mhz?
 - Similar performance as a 1Ghz Xscale, but **1/6th the energy**
 - 5 cores * 1/30th = 1/6th
- Assumes parallel speedup (a difficult task)
 - Remember Ahmdal's law

Shared Memory Summary

- Three aspects to global memory space illusion
 - **Coherence**: consistent view of individual cache lines
 - Implementation? SMP: snooping, MPP: directories
 - **Synchronization**: regulated access to shared data
 - Key feature: atomic lock acquisition operation (e.g., **t&s**)
 - **Consistency**: consistent global view of all memory locations
 - Programmers intuitively expect sequential consistency (SC)
- How do we implement this
 - Correctly
 - Cost-Effectively
 - **TAKE CS/ECE 757!!**

A Protocol Optimization



• **Cache-to-cache transfers (CCT)**

- If data you need is in both memory and other cache...
- Better to get it from the other cache
 - SRAM is faster than DRAM
- Especially true if cache block is dirty
 - Otherwise, writeback followed by memory read
- If multiple blocks have copies, who does CCT?
 - One cache designated as "owner"

Another Protocol Optimization

- Most modern protocols also include **E (exclusive)** state
 - Interpretation: can write to this block, but haven't yet
 - Why is this state useful?

Cache Coherence and Cache Misses

- A coherence protocol can effect a cache's miss rate ($\%_{\text{miss}}$)
 - Requests from other processors can invalidate (evict) local blocks
 - 4C miss model: compulsory, capacity, conflict, **coherence**
 - **Coherence miss**: miss to a block evicted by bus event
 - As opposed to a processor event
 - Example: direct-mapped 16B cache, 4B blocks, nibble notation

Cache contents (state:address)	Event	Outcome
S:0000, M:0010, S:0020, S:0030		
S:0000, M:0010, S:0020, M:0030	Wr:0030	Upgrade Miss
S:0000, M:0010, S:0020, M:0030	BusRd:0000	Nothing
S:0000, M:0010, I:0020 , M:0030	BusWr:0020	S→I Invalidation
S:0000, M:0010, I:0020, S:3030	Rd:3030	Compulsory Miss
S:0000, M:0010, S:0020 , S:3030	Rd:0020	Coherence Miss
S:0000, M:0010, S:0020, S:0030	Rd:0030	Conflict Miss

Cache Coherence and Cache Misses

- Cache parameters interact with coherence misses
 - Larger capacity: more coherence misses
 - But offset by reduction in capacity misses
 - Increased block size: more coherence misses
 - **False sharing**: “sharing” a cache line without sharing data
 - Creates pathological “ping-pong” behavior
 - Careful data placement may help, but is difficult
- Number of processors also affects coherence misses
 - More processors: more coherence misses

Coherence Bandwidth Requirements

- How much address bus bandwidth does snooping need?
 - Well, coherence events generated on...
 - Misses (only in L2, not so bad)
 - Dirty replacements
- Some parameters
 - 2 GHz CPUs, 2 IPC, 33% memory operations,
 - 2% of which miss in the L2, 50% of evictions are dirty
 - $(0.33 * 0.02) + (0.33 * 0.02 * 0.50) = 0.01$ events/insn
 - $0.01 \text{ events/insn} * 2 \text{ insn/cycle} * 2 \text{ cycle/ns} = 0.04 \text{ events/ns}$
 - Request: $0.04 \text{ events/ns} * 4 \text{ B/event} = 0.16 \text{ GB/s} = 160 \text{ MB/s}$
 - Data Response: $0.04 \text{ events/ns} * 64 \text{ B/event} = 2.56 \text{ GB/s}$
- That's 2.5 GB/s ... per processor
 - With 16 processors, that's 40 GB/s!
 - With 128 processors, that's 320 GB/s!!
 - Yes, you can use multiple buses... but that hinders global ordering

More Coherence Bandwidth

- Bus bandwidth is not the only problem
- Also **processor snooping bandwidth**
 - Recall: snoop implies matching address against current cache tags
 - Just a tag lookup, not data
 - $0.01 \text{ events/insn} * 2 \text{ insn/cycle} = 0.01 \text{ events/cycle}$ per processor
 - With 16 processors, each would do 0.16 tag lookups per cycle
 - ± Add a port to the cache tags ... OK
 - With 128 processors, each would do 1.28 tag lookups per cycle
 - If caches implement **inclusion** (L1 is strict subset of L2)
 - Additional snooping ports only needed on L2, still bad though
- **Upshot:** bus-based coherence doesn't scale beyond 8–16

Scalable Cache Coherence

- **Scalable cache coherence**: two part solution
- Part I: **bus bandwidth**
 - Replace non-scalable bandwidth substrate (bus)...
 - ...with scalable bandwidth one (point-to-point network, e.g., mesh)
- Part II: **processor snooping bandwidth**
 - Interesting: most snoops result in no action
 - For loosely shared data, other processors probably
 - Replace non-scalable broadcast protocol (spam everyone)...
 - ...with scalable **directory protocol** (only spam processors that care)

Spin Lock Strawman (Does not work)

- **Spin lock**: software lock implementation
 - `acquire(lock): while (lock != 0); lock = 1;`
 - “Spin” while lock is 1, wait for it to turn 0

```
A0: ld 0(&lock),r6
A1: bnez r6,A0
A2: addi r6,1,r6
A3: st r6,0(&lock)
```
 - `release(lock): lock = 0;`

```
R0: st r0,0(&lock) // r0 holds 0
```

Spin Lock Strawman (Does not work)

Processor 0

A0: ld 0(&lock), r6

A1: bnez r6, #A0

A2: addi r6, 1, r6

A3: st r6, 0(&lock)

CRITICAL_SECTION

Processor 1

A0: ld r6, 0(&lock)

A1: bnez r6, #A0

A2: addi r6, 1, r6

A3: st r6, 0(&lock)

CRITICAL_SECTION

- Spin lock makes intuitive sense, but doesn't actually work
 - Loads/stores of two **acquire** sequences can be interleaved
 - Lock **acquire** sequence also not atomic
 - Definition of "squeezing toothpaste"
 - Note, **release** is trivially atomic

Better Implementation: SYSCALL Lock

ACQUIRE_LOCK:

A0: enable_interrupts

A1: disable_interrupts atomic

A2: ld r6,0(&lock)

A3: bnez r6,#A0

A4: addi r6,1,r6

A5: st r6,0(&lock)

A6: enable_interrupts

A7: jr \$r31

- Implement lock in a SYSCALL
 - Kernel can control interleaving by disabling interrupts
 - + Works...
 - But only in a multi-programmed uni-processor
 - Hugely expensive in the common case, lock is free

Shared Memory Summary

- Shared-memory multiprocessors
 - + Simple software: easy data sharing, handles both DLP and TLP
 - Complex hardware: must provide illusion of global address space
- Two basic implementations
 - **Symmetric (UMA) multi-processors (SMPs)**
 - Underlying communication network: bus (ordered)
 - + Low-latency, simple protocols that rely on global order
 - Low-bandwidth, poor scalability
 - **Scalable (NUMA) multi-processors (MPPs)**
 - Underlying communication network: point-to-point (unordered)
 - + Scalable bandwidth
 - Higher-latency, complex protocols

SC + OOO vs. WO

- Big debate these days
 - Is SC + OOO equal to WO performance wise?
 - And if so, which is preferred?
- Another hot button issue
 - Can OOO be used to effectively speculate around locks?
 - Short answer: yes