APPEARANCE-BASED RECOGNITION

- REPRESENT APPEARANCE (IMAGE BRIGHTNESS), NOT GEOMETRY
- WHY?
  AVOIDS PROBLEMS of · GEOMETRIC SHAPE REP DECISIONS, · LEARNING OBJECT MODELS, · DEALING W/ COMPLEX INTERACTIONS B/W SHAPE, ILLUMINATION, REFLECTANCE, ETC., · CALIBRATION
- WHY NOT?
  - TOO MANY POSSIBLE APPEARANCES
    m "visual DOFs" (e.g. pose, lighting)
    R_i discrete samples of ith DOF
    $\Rightarrow \prod_{i=1}^{m} R_i$ images (appearances)
  - HOW TO DISCRETELY SAMPLE THE VISUAL DOFs?
  - HOW TO "PREDICT"/SYNTHESIZE/MATCH W/ NOVEL VIEWS?

- EXAMPLE
  VISUAL DOFs:
  1) Object type P
  2) Pose R
  3) Illumination direction L

$\Rightarrow$ Image Set $= X = \{ \hat{x}_{R,L}^{(P)} \} =$
$\{ \hat{x}_{1,1}^{(1)}, \ldots, \hat{x}_{R,1}^{(1)}, \hat{x}_{1,2}^{(1)}, \ldots, \hat{x}_{R,L}^{(1)}, \ldots \}$
$|X| = RLP$
where $\hat{x}$ = image
= $N \times 1$ matrix of pixel values in raster order

$\Rightarrow$ image = point in N-dimensional image space

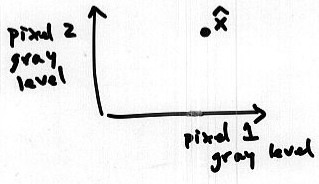

KEY IDEA:

Images in $\{\hat{x}_i\}$ are highly correlated, so compress them into low-dimensional subspace that captures key appearance characteristics of the visual DOFs.

⇒ EIGENSPACE REPRESENTATION

Given M training images, each w/ N pixels

1) Preprocess images: $\hat{x}_i \rightarrow x_i$

where $x_i = [x_1, x_2, \cdots, x_N]^T$

Make x have 0 mean, 1 variance, scaled, segmented

to reduce noise, normalize, etc.

E.g. brightness normalization ⇒

$$x_i = \hat{x}_i / \|x_i\|$$

2) Project image into low-dimensional sub-space

What sub-space?

"Best" characteristic feature images defined by best eigenvectors

Best k dimensions defined by Principal Component Analysis (also called Karhunen-Loève transform) and is related to least-squares methods and SVD.

- Maximize info content in compressed data

⇒ Find a set of k orthogonal vectors that account as much as possible for data's variance

1st principal component = direction w/ max variance

2nd principal component = direction ⊥ to 1st pc and max variance

etc.



Computing Subspaces

Given: $X = \{x_i\} = \begin{bmatrix} \text{Image } 1 & \cdots & \text{Image } M \end{bmatrix}$ N pixels

M = RLP images

- Normalize by subtracting Mean Image

$$c = \frac{1}{M}\sum_{i=1}^{M} x_i$$

$$X = \{x_i - c\}$$

* This ensures that eigenvector w/ largest eigenvalue represents dimension in which variance of images is maximum in correlation sense.

- Compute Covariance Matrix

$$Q = XX^T \qquad N \times N \text{ matrix}$$

- Compute Eigenvalues and Eigenvectors

Solve $\lambda_i e_i = Q e_i$

where $\lambda_1 \geq \lambda_2 \geq \cdots \geq \lambda_N$ eigenvalues

$e_i = N \times 1$ eigenvector (image)

* Eigenvectors ordered "best" to "worst," $e_1, \ldots, e_N$

$\Rightarrow$ k best $= e_1, \ldots, e_k$

- Project each Image to Eigenspace

$$g_j = e_j^T (x_i - c)$$

scalar value representing degree of match between image x_i and eigenvector e_j

$$x_i = \sum_{j=1}^{N} g_j e_j + c$$

$\Rightarrow$ Image x_i reconstructed exactly by weighted sum of eigenvectors $e_1, \ldots, e_N$

Approximate description using k best eigenvectors

$$x_i \simeq \sum_{j=1}^{k} g_{ij} e_j + c$$

$\Rightarrow$ Subspace of k dimensions defined by $e_1, \ldots, e_k$

Image x_i projected to point $G_i = [e_1, \ldots, e_k]^T (x_i - c)$

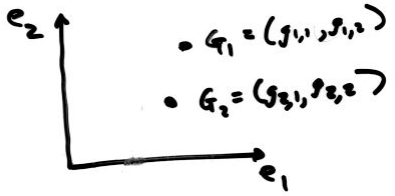

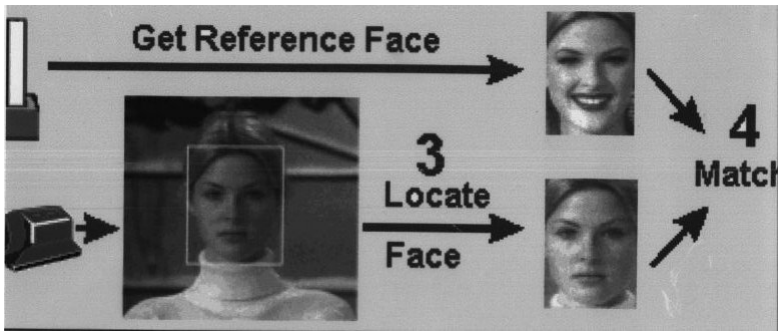

Face Recognition Apps

- Identification
  - credit cards, driver's license, passport, employe ID
- Security
  - crowd surveillance, check-cashing ATMs, bank operations, building access
- Health care
  - verification of medical records, hospital record retrieval
- Law enforcement
  - match composite image w/ DB of suspects
- Marketing

- Face Recognition Research

  www.cs.rug.nl/~peterkr/FACE/face.html

- Companies
  - Visionics

    www.FaceIt.com
  - Miros

    www.miros.com



Turk + Pentland's Recognition Method

"Eigenfaces for face Recognition"

1. Given a set of training images w/ P people and R faces/person
2. Compute K (≈ 20) best eigenvectors ("eigenfaces")
3. For each subset of images of same person, compute "average" point in eigenspace

$$G_{mary} = \left[\bar{g}_{mary,1}, \bar{g}_{mary,2}, \cdots \bar{g}_{mary,K}\right]$$

4. Given test image X_{test}, project to eigenspace:

$$G_{test} = [e_1, \cdots, e_K]^T (X_{test} - c)$$

5. Find training face closest to test

$$d = \min_{\text{person } p} \| G_{test} - G_p \|^2$$

6. Find distance from "face space":

$$dffs = \| y - y_f \|^2$$

where $y = x_{test} - c$

$$y_f = \sum_{i=1}^{k} g_{test,i} e_i$$

7. If $dffs < T_1$
   ; image close enough to
   ; "face space" — not a
   ; tree, etc.

   then if $d < T_2$
   then person k
   else unknown person

   else not a face

Face Recognition Algorithm

- Consider 2 3×3 images:

$$\begin{bmatrix} 0 & 0 & 0 \\ 10 & 10 & 10 \\ 0 & 0 & 0 \end{bmatrix} \qquad \begin{bmatrix} 0 & 10 & 0 \\ 0 & 10 & 0 \\ 0 & 10 & 0 \end{bmatrix}$$

I_1 I_2

$$\Rightarrow I_1 = [0\ 0\ 0\ 10\ 10\ 10\ 0\ 0\ 0]^T$$
$$I_2 = [0\ 10\ 0\ 0\ 10\ 0\ 0\ 10\ 0]^T$$

- Say $M' = 1$ and
  $E_1 = [5\ 0\ 5\ 10\ 5\ 10\ 5\ 0\ 5]^T$

- Compute Average Image, A

$$A = (I_1 + I_2)/2$$

$$= \left[\frac{0+0}{2} \quad \frac{0+10}{2} \quad \cdots \quad \frac{0+0}{2}\right]$$

$$= [0 \ 5 \ 0 \ 5 \ 10 \ 5 \ 0 \ 5 \ 0]^T$$

- Project I_1 to 1-D "face space"

$$W_1 = [w_{11}]$$

where

$$w_{11} = E_1^T \cdot (I_1 - A)$$

$$I_1 - A = [0-0 \quad 0-5 \quad \cdots \quad 0-0]^T$$

$$= [0 \ -5 \ 0 \ 5 \ 0 \ 5 \ 0 \ -5 \ 0]^T$$

$$\Rightarrow w_{11} = 5 \cdot 0 + 0 \cdot -5 + \cdots + 5 \cdot 0 = 0$$

$$\therefore W_1 = [0]$$

- Project I_2 to 1-D face space

$$W_2 = [-100]$$

- Determine if I_1 or I_2 is closest to test image $I_{test} = \begin{bmatrix} 0 & 7 & 3 \\ 0 & 10 & 10 \\ 0 & 10 & 0 \end{bmatrix}$

$\Rightarrow$ Project I_{test} to face space

$$W_{test} = [w_{t1}]$$

$$w_{t1} = E_1^T \cdot (I_{test} - A)$$

$$= [5 \ 0 \ 5 \ 10 \ 5 \ 10 \ 5 \ 0 \ 5] \begin{bmatrix} 0 \\ 2 \\ 3 \\ -5 \\ 0 \\ 5 \\ 0 \\ 5 \\ 0 \end{bmatrix}$$

$$= 15$$

$\Rightarrow$ [15] closer to [0] than [-100]

Key Property of Eigenspace Rep

Given 2 images $\hat{x}_1, \hat{x}_2$ that are used to construct eigenspace, and G_1 is eigenspace projection of $\hat{x}_1$ and G_2 is eigenspace projection of $\hat{x}_2$, then

$$\|\hat{x}_1 - \hat{x}_2\|^2 \approx \|G_1 - G_2\|^2$$

That is, distance in eigenspace is approximately equal to the correlation between 2 images.

Parametric Eigenspace

Key Idea: For a given object, as we slowly vary the visual DOFs, the appearance also slowly changes. Furthermore, changes in subspace also slowly change.

Possible Exceptions: When crossing "visual events" where topological change in appearance occurs, or for specular objects

⇒ discrete pts $G_1, \ldots, G_m$ in eigenspace are samples on a smooth manifold (surface) in eigenspace





Figure 2: Image set obtained by rotating the object shown in Fig.1 about a single axis. These images are scale and brightness normalized.

Murase and Lindenbaum have compared the performance of the STA algorithm with the conjugate gradient and SVD algorithms described previously. Their results show the STA algorithm to be superior in performance to both algorithms, often 10 or more orders in magnitude faster than the SVD algorithm. Hence, we have used the STA algorithm to compute the eigenvectors of image sets. As an example, Fig.3 shows six eigenvectors (shown as images) computed for the image set shown in Fig.2. The eigenvectors are ordered in descending order of their eigenvalue magnitudes.

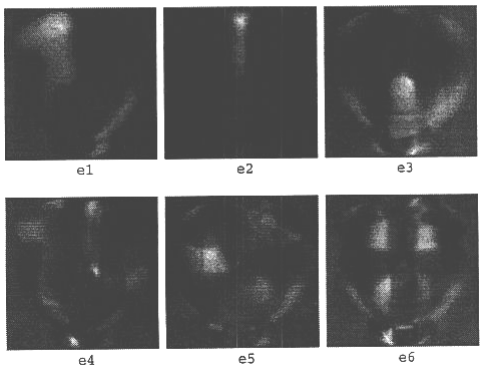

Figure 3: Eigenvectors corresponding to the six largest eigenvalues, computed for the image set shown in Fig.2.

of an input image onto a 10-dimensional space requires 10 dot products of the input image with the 10 orthogonal eigenvectors that constitute the eigenspace. Hence, the projection of an image onto the universal and object eigenspaces can be done in real-time (frame rate of a typical image digitizer) using simple and inexpensive hardware. Once the image has been projected onto the universal eigenspace, we need to find the hypersurface that is closest to it. When the image is projected onto the object eigenspace, we need to find the point of the object hypersurface that is closest to the input point. A variety of algorithms can be used to solve both these problems. In our current implementation, we use an exhaustive search algorithm that computes the distance of the input point from uniformly sampled points on the parametrized hypersurface.

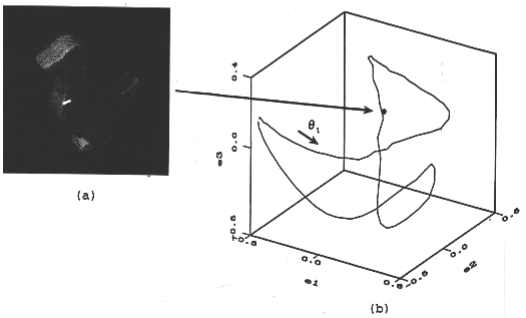

Figure 5: (a) An input image. (b) The input image is mapped to a point in the object eigenspace. The location of the point on the parametric curve determines the pose of the object in the input image.

USE $P+1$ EIGENSPACES:

1. "UNIVERSAL" EIGENSPACE
   - USES AVERAGE IMAGE, C, of ALL IMAGES of ALL OBJECTS
   - USE TO DISCRIMINATE BETWEEN DIFFERENT OBJECTS ⇒ IDENTIFY WHICH OBJECT
   - ~ 10-DIMENSIONAL
2. "OBJECT" EIGENSPACES
   - USES AVERAGE IMAGE, $C^{(p)}$, of ALL IMAGES of OBJECT P
   - P DIFFERENT OBJ. EIGENSPACES
   - USE TO ESTIMATE POSE of A GIVEN OBJECT
   - ~ 10-DIMENSIONAL

- Given a set of visual DOFs, $\theta_1, \ldots, \theta_m$
  discretely sample each θ_i and
  compute $G^{(p)}(\theta_1, \ldots, \theta_m)$ — universal eigenspace of all objects
  foreach object p.
  (use average, $c^{(p)}$, of all images of p)
- Fit m-dimensional surface to pts in eigenspace (e.g. using cubic-spline interpolation)
- Also, foreach object project into "object eigenspace" ⇒
  $F^{(p)}(\theta_1, \ldots, \theta_m)$
  fit surface to $F^{(p)}$
  (use average, $c^{(p)}$, of all images of p.)

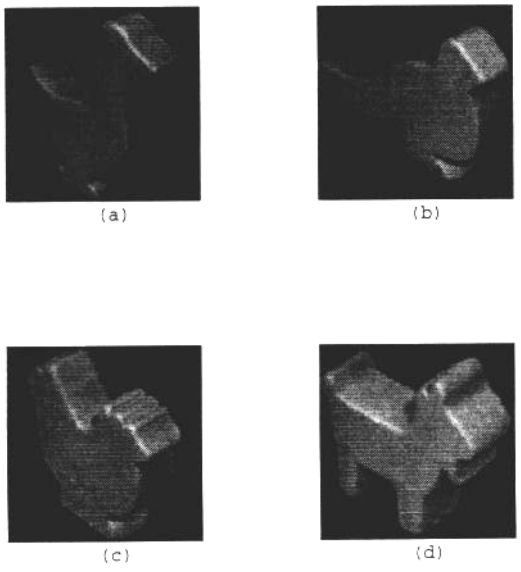

Figure 7: The four objects used in the experiments.

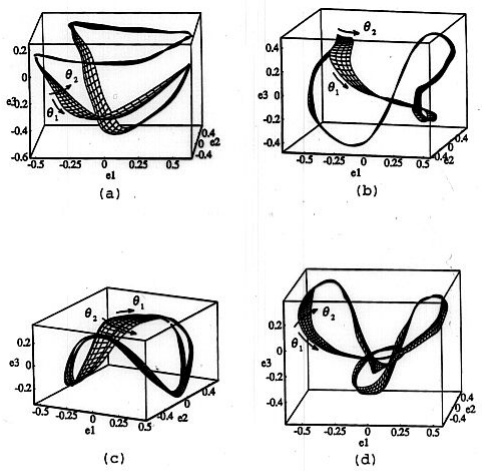

Figure 8: Parametric hypersurfaces in object eigenspace computed for the four objects shown in Fig. 7. For display, only the three most important dimensions of each eigenspace are shown. The hypersurfaces are reduced to surfaces in three-dimensional space.

Recognition Alg

1. Project test image into universal eigenspace

$$z = [e_1, \ldots, e_K]^T (x_{test} - c)$$

2. Find closest object surface, ρ,

$$d_1^{(\rho)} = \min_{\theta_1, \theta_2} \| z - G^{(\rho)}(\theta_1, \theta_2) \|$$

3. If $d_1^{(\rho)} > T_1$ then unknown object so halt

4. Project image into selected object ρ's eigenspace, $z^{(\rho)}$

5. Find values of visual DOFs:

$$d_2^{(\rho)} = \min_{\theta_1, \theta_2} \| z^{(\rho)} - F^{(\rho)}(\theta_1, \theta_2) \|$$

$\Rightarrow$ Solve for θ_1, θ_2

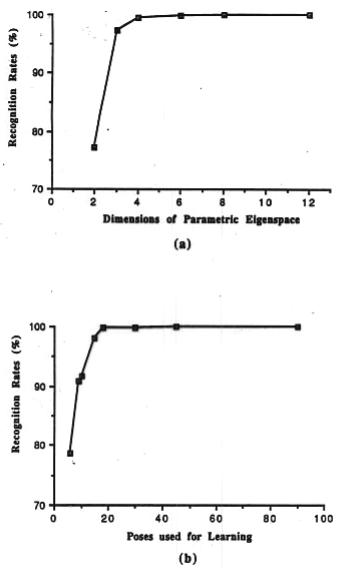

Figure 9: Recognition results for the objects shown in Fig. 7. (a) Recognition rate plotted as a function of the number of universal eigenspace dimensions used to represent the parametric hypersurfaces. (b) Recognition rate plotted as a function of the number of discrete poses of each object used in the learning stage. In both cases the recognition rates were computed using all 1080 input images detailed in Table 1.

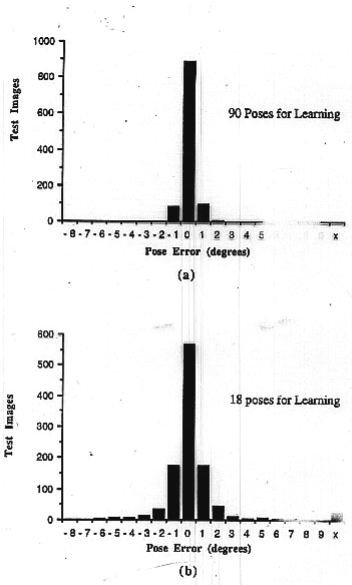

Figure 10: Pose estimation results for the objects shown in Fig. 7. (a) Histogram of the error (in degrees) in computed object pose for the case where 90 poses are used in the learning stage. (b) Pose error histogram for the case where 18 poses are used in the learning stage. The average of the absolute error in pose for the complete set of 1080 test images is 0.5 in the first case and 1.0 in the second case.