Reading Assignment

Read "An Efficient Method of Computing Static Single Assignment Form."
(Linked from the class Web page.)

Exploiting Structure in Data Flow Analysis

So far we haven't utilized the fact that CFGs are constructed from standard programming language constructs like IFs, Fors, and Whiles.

Instead of iterating across a given CFG, we can isolate, and solve symbolically, subgraphs that correspond to "standard" programming language constructs.

We can then progressively simplify the CFG until we reach a single node, or until we reach a CFG structure that matches no standard pattern.

In the latter case, we can solve the residual graph using our iterative evaluator.

Three Program-Building Operations

1. Sequential Execution (";")
2. Conditional Execution (If, Switch)
3. Iterative Execution
   (While, For, Repeat)

Sequential Execution

We can reduce a sequential "chain" of basic blocks:

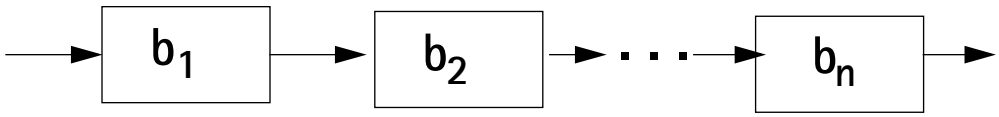

into a single composite block:

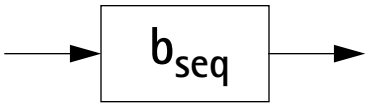

The transfer function of b_{seq} is

$$f_{seq} = f_n \circ f_{n-1} \circ \ldots f_1$$

where $\circ$ is functional composition.

Conditional Execution

Given the basic blocks:

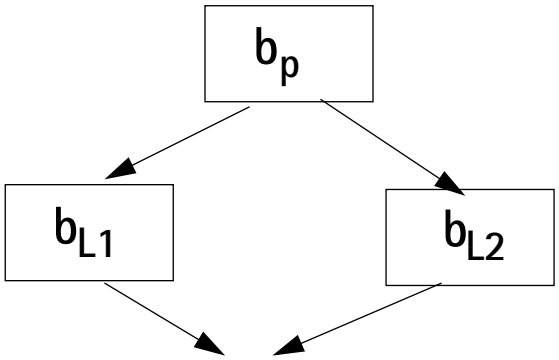

we create a single composite block:

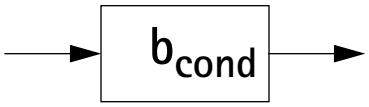

The transfer function of b_{cond} is

$$f_{cond} = f_{L1} \circ f_p \wedge f_{L2} \circ f_p$$

Iterative Execution

Repeat Loop

Given the basic blocks:

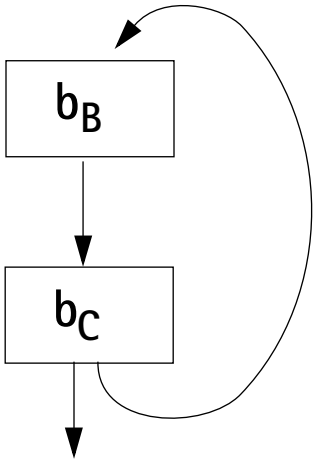

we create a single composite block:

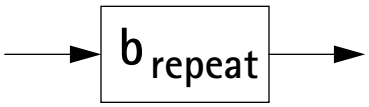

Here b_B is the loop body, and b_C is the loop control.

If the loop iterates once, the transfer function is $f_C \circ f_B$.

If the loop iterates twice, the transfer function is $(f_C \circ f_B) \circ (f_C \circ f_B)$.

Considering all paths, the transfer function is $(f_C \circ f_B) \wedge (f_C \circ f_B)^2 \wedge \ldots$

Define fix $f \equiv f \wedge f^2 \wedge f^3 \wedge \ldots$

The transfer function of repeat is then

$$f_{repeat} = \text{fix}(f_C \circ f_B)$$

While Loop.

Given the basic blocks:

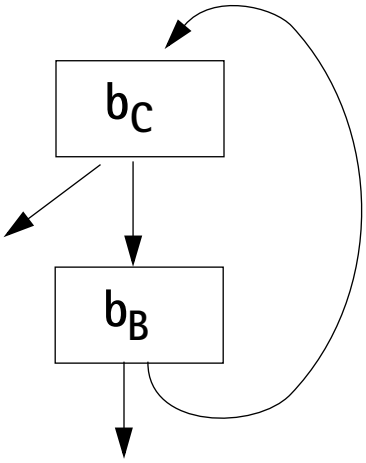

we create a single composite block:

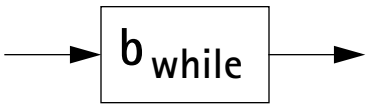

Here again b_B is the loop body, and b_C is the loop control.

The loop always executes b_C at least once, and always executes b_C as the last block before exiting.

The transfer function of a while is therefore

$$f_{while} = f_C \wedge fix(f_C \circ f_B) \circ f_C$$

Evaluating Fixed Points

For lattices of height H, and monotone transfer functions, fix f needs to look at no more than H terms.

In practice, we can give fix f an operational definition, suitable for implementation:

Evaluate

```
(fix f)(x) {
  prev = soln = f(x);
  while (prev ≠ new = f(prev)){
     prev = new;
     soln = soln ∧ new;
  }
  return soln;
}
```

Example—Reaching Definitions

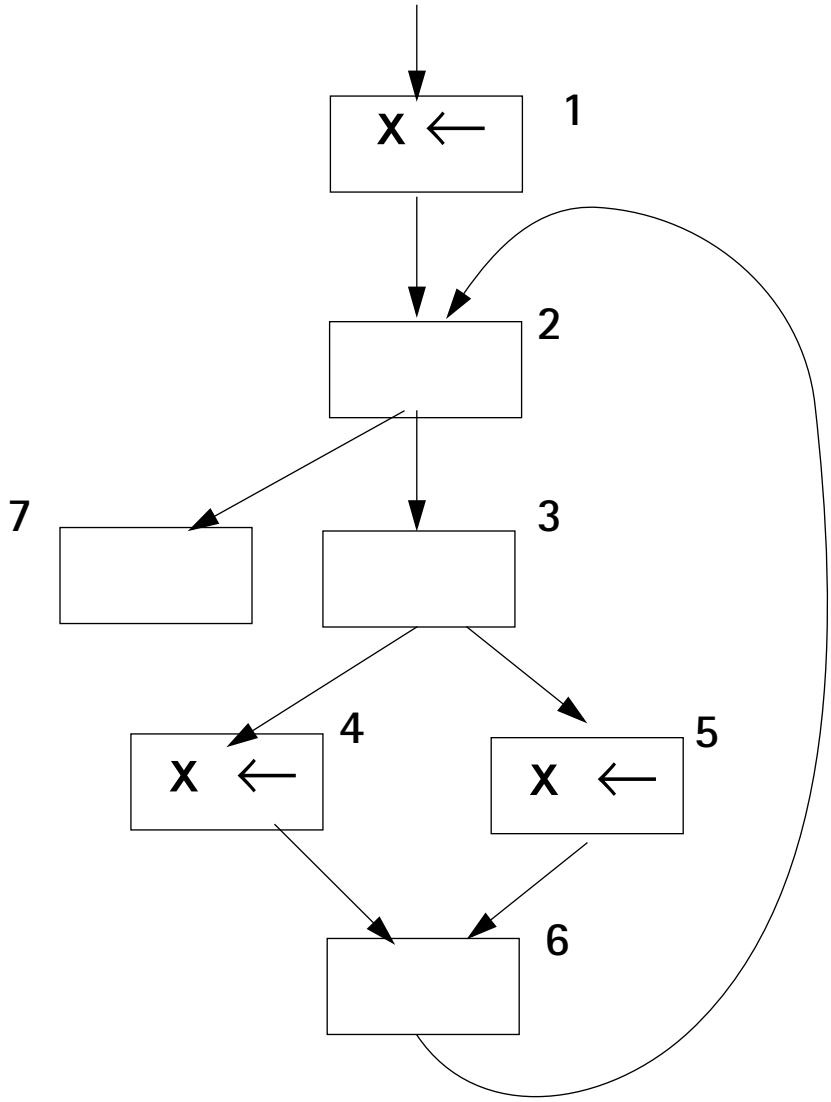

The transfer functions are either constant-valued ($f_1=\{b1\}$, $f_4=\{b4\}$, $f_5=\{b5\}$) or identity functions ($f_2=f_3=f_6=f_7=Id$).

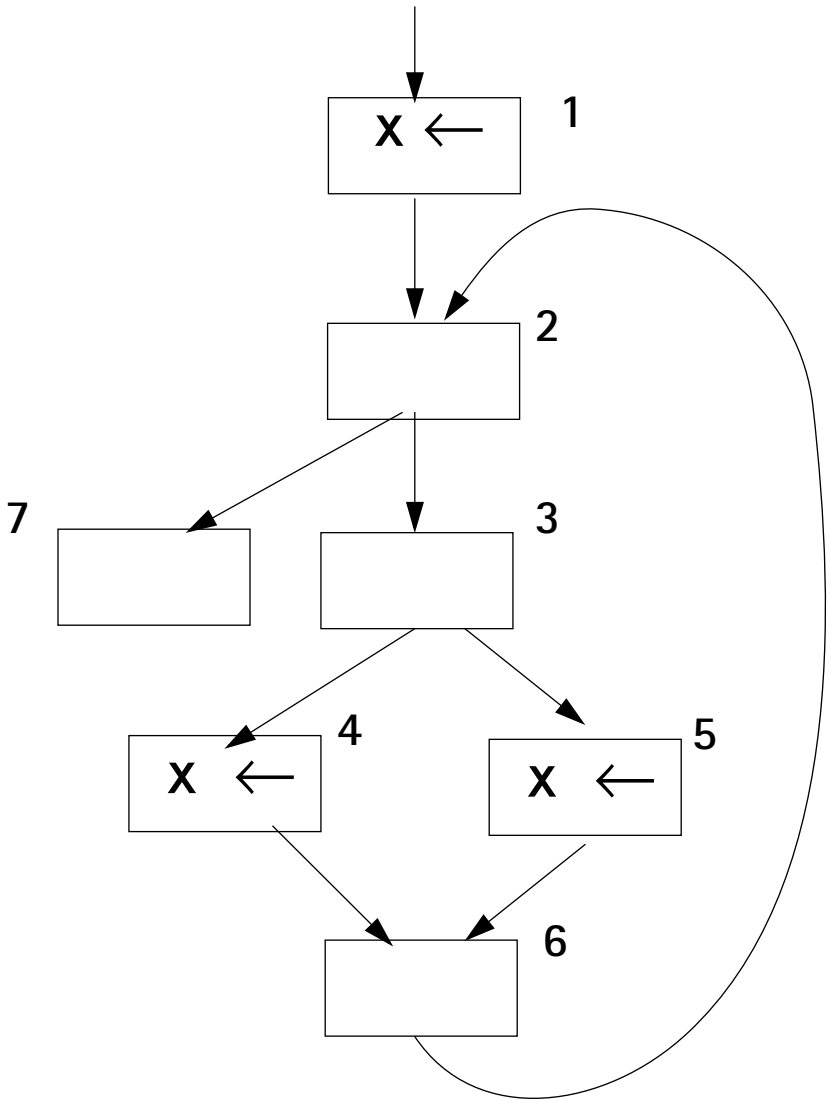

First we isolate and reduce the conditional:

$f_C = f_4 \circ f_3 \wedge f_5 \circ f_3 =$
$\{b4\} \circ Id \cup \{b5\} \circ Id = \{b4,b5\}$

Substituting, we get

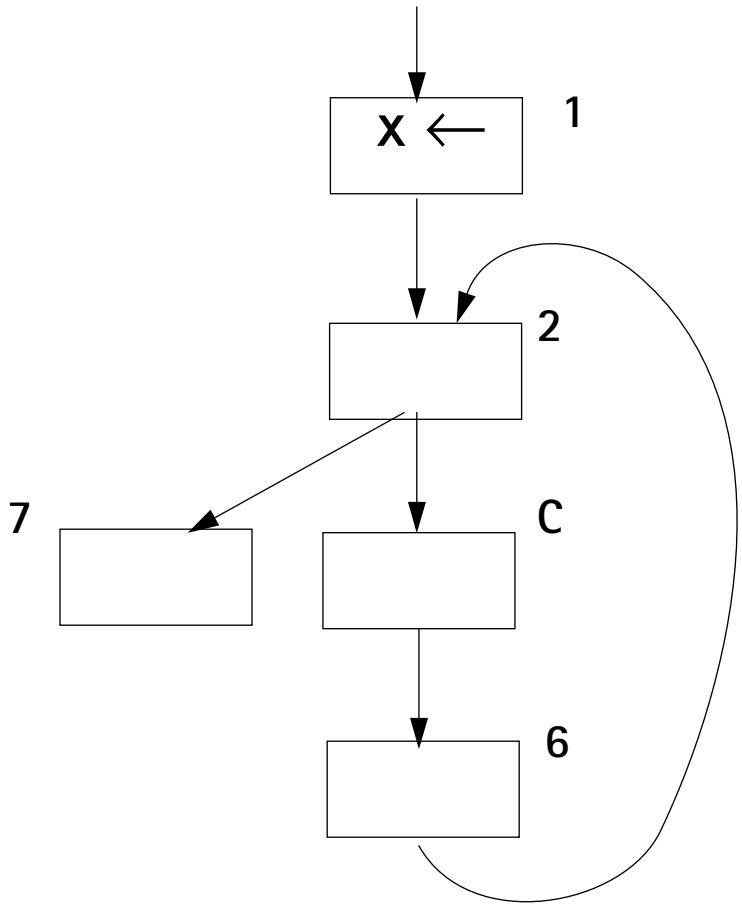

We can combine b_C and b_6, to get a block equivalent to b_C. That is,

$f_6 \circ f_C = Id \circ f_C = f_C$

We now have

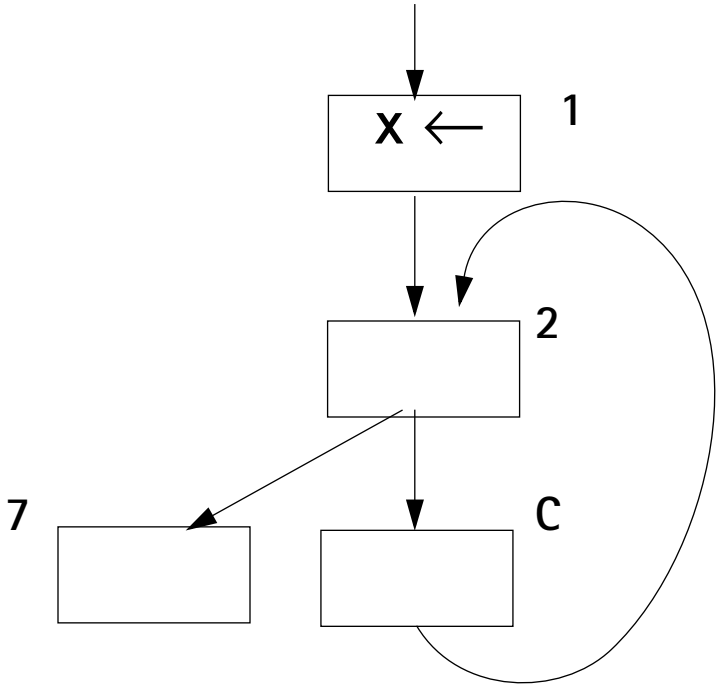

We isolate and reduce the while loop formed by b_2 and b_c, creating b_W.

The transfer function is

$f_W = f_2 \wedge (fix(f_2 \circ f_c) \circ f_2 =$

$Id \cup (fix(Id \circ f_c) \circ Id =$

$Id \cup (fix(f_c)) =$

$Id \cup (f_c \wedge f_c^2 \wedge f_c^3 \wedge \ldots) =$

$Id \cup \{b4, b5\}$

We now have

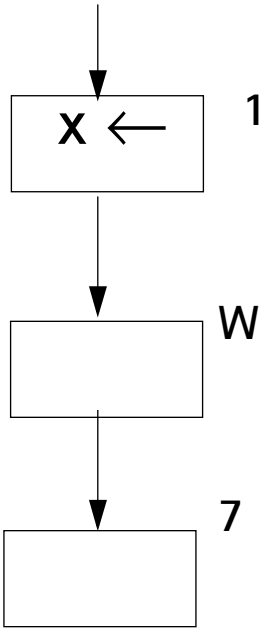

We compose these three sequential blocks to get the whole solution, f_P.

$f_P = Id \circ (Id \cup \{f4,f5\}) \circ \{b1\} =$

$\{b1,b4,b5\}$.

These are the definitions that reach the end of the program.

We can expand subgraphs to get the solutions at interior blocks.

Thus at the beginning of the while, the solution is $\{b1\}$.

At the head if the If, the solution is

$$(Id \cup (Id \circ f_C \circ Id) \cup (Id \circ f_C \circ Id \circ f_C \circ Id) \cup \ldots)(\{b1\}) = \{b1\} \cup \{b4,b5\} \cup \{b4,b5\} \cup \ldots = \{b1,b4,b5\}$$

At the head of the then part of the If, the solution is $Id(\{b1,b4,b5\}) = \{b1,b4,b5\}$.

Static Single Assignment Form

Many of the complexities of optimization and code generation arise from the fact that a given variable may be assigned to in *many* different places.

Thus reaching definition analysis gives us the *set* of assignments that *may* reach a given use of a variable.

Live range analysis must track *all* assignments that may reach a use of a variable and merge them into the same live range.

Available expression analysis must look at *all* places a variable may be assigned to and decide if any kill an already computed expression.

What If

each variable is assigned to in only one place?
(Much like a named constant).

Then for a given use, we can find a single *unique* definition point.

But this seems *impossible* for most programs—or is it?

In *Static Single Assignment* (SSA)
Form each assignment to a variable, v, is changed into a unique assignment to new variable, v_i.

If variable v has n assignments to it throughout the program, then (at least) n new variables, v_1 to v_n, are created to replace v. All uses of v are replaced by a use of some v_i.

Phi Functions

Control flow can't be predicted in advance, so we can't always know which definition of a variable reached a particular use.

To handle this uncertainty, we create *phi functions*.

As illustrated below, if v_i and v_j both reach the top of the same block, we add the assignment

$$v_k \leftarrow \phi(v_i, v_j)$$

to the top of the block.

Within the block, all uses of v become uses of v_k (until the next assignment to v).

What does $\phi(v_i,v_j)$ Mean?

One way to read $\phi(v_i,v_j)$ is that if control reaches the phi function via the path on which v_i is defined, ϕ "selects" v_i; otherwise it "selects" v_j.

Phi functions may take more than 2 arguments if more than 2 definitions might reach the same block.

Through phi functions we have simple links to all the places where v receives a value, directly or indirectly.

Example

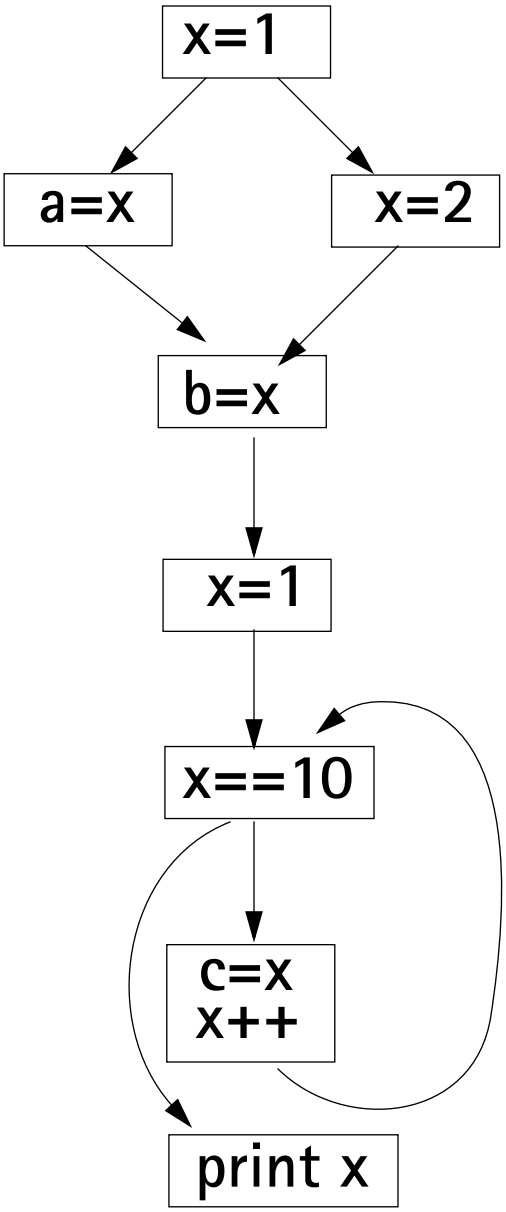

Original CFG

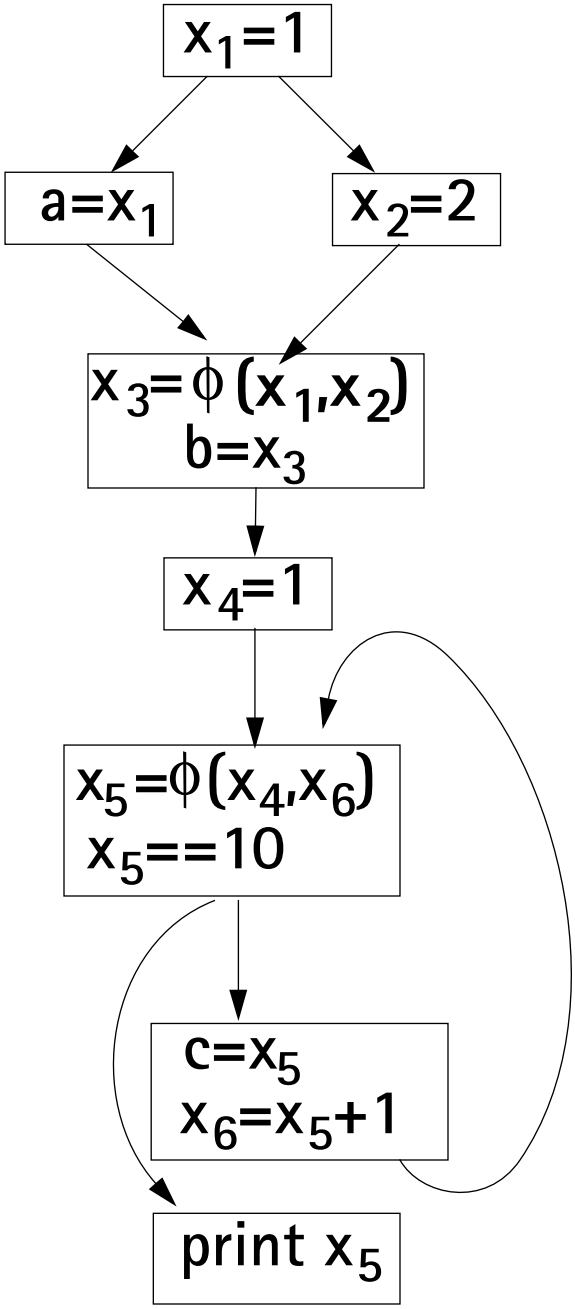

CFG in SSA Form

In SSA form computing live ranges is almost trivial. For each x_i include all x_j variables involved in phi functions that define x_i.

Initially, assume x_1 to x_6 (in our example) are independent. We then union into equivalence classes x_i values involved in the same phi function or assignment.

Thus x_1 to x_3 are unioned together (forming a live range). Similarly, x_4 to x_6 are unioned to form a live range.

Constant Propagation in SSA

In SSA form, constant propagation is simplified since values flow directly from assignments to uses, and phi functions represent natural "meet points" where values are combined (into a constant or $\perp$).

Even conditional constant propagation fits in. As long as a path is considered unreachable, it variables are set to T (and therefore ignored at phi functions, which meet values together).

Example

```
i=6
j=1
k=1
repeat
  if (i==6)
     k=0
  else
     i=i+1
  i=i+k
  j=j+1
until (i==j)
```

i_1=6
j_1=1
k_1=1
repeat
  $i_2=\phi(i_1,i_5)$
  $j_2=\phi(j_1,j_3)$
  $k_2=\phi(k_1,k_4)$
  if (i_2==6)
     k_3=0
  else
     $i_3=i_2+1$
  $i_4=\phi(i_2,i_3)$
  $k_4=\phi(k_3,k_2)$
  $i_5=i_4+k_4$
  $j_3=j_2+1$
until ($i_5==j_3$)

	i_1	j_1	k_1	i_2	j_2	k_2	k_3	i_3	i_4	k_4	i_5	j_3
Pass1	6	1	1	$6\wedge T$	$1\wedge T$	$1\wedge T$	0	T	$6\wedge T$	0	6	2
Pass2	6	1	1	$6\wedge 6$	$\perp$	$\perp$	0	T	6	0	6	$\perp$

We have determined that i=6 everywhere.