



CS 540 Introduction to Artificial Intelligence

Probability

Josiah Hanna
University of Wisconsin-Madison

September 14, 2021

Schedule

Date	Topic	Reading materials	Assignments
Thursday, Sept 9	Welcome and Course Overview	Slides	
Tuesday, Sept 14	Probability		HW 1 Released
Thursday, Sept 16	Linear Algebra and PCA		
Everything below here is tentative and subject to change.			
Tuesday, Sept 21	Statistics and Math Review		HW 1 Due, HW 2 Released
Thursday, Sept 23	Introduction to Logic		
Tuesday, Sept 28	Natural Language Processing		HW 2 Due, HW 3 Released
Thursday, Sept 30	Machine Learning: Introduction		

- Homework 1 released today
- Read first AI100 report and write an essay in response.
- Due next Tuesday

Probability: What is it good for?

- Language to express **uncertainty**



In AI/ML Context

- Quantify predictions

$$[p(\text{lion}), p(\text{tiger})] = [0.98, 0.02]$$



$$[p(\text{lion}), p(\text{tiger})] = [0.01, 0.99]$$



$$[p(\text{lion}), p(\text{tiger})] = [0.43, 0.57]$$

Model Data Generation

- Model complex distributions



StyleGAN2 (Karras et al '20)

Win At Poker

- Wisconsin Ph.D. student Ye Yuan 5th in WSOP

Not unusual: probability began as study of gambling techniques

Gerolamo Cardano

Liber de ludo aleae

Book on Games of Chance


1564!



pokernews.com

Outline

- Basics: definitions, axioms, RVs, joint distributions
- Independence, conditional probability, chain rule
- Bayes' Rule and Inference



Basics: Outcomes & Events


- Outcomes: set of possible results of an **experiment**
- **Events**: subsets of outcomes we're interested in

Ex: $\Omega = \{1, 2, 3, 4, 5, 6\}$

outcomes

$$\mathcal{F} = \{\emptyset, \{1\}, \{2\}, \dots, \{1, 2\}, \dots, \Omega\}$$

events




Basics: Outcomes & Events

- Event space can be smaller:

$$\mathcal{F} = \underbrace{\{\emptyset, \{1, 3, 5\}, \{2, 4, 6\}, \Omega\}}_{\text{events}}$$

- Two components always in it!

$$\emptyset, \Omega$$



Basics: Probability Distribution


- We have outcomes and events.
- Now assign probabilities For $E \in \mathcal{F}$, $P(E) \in [0, 1]$

Back to our example:

$$\mathcal{F} = \{\emptyset, \underbrace{\{1, 3, 5\}, \{2, 4, 6\}}_{\text{events}}, \Omega\}$$

events

$$P(\{1, 3, 5\}) = 0.2, P(\{2, 4, 6\}) = 0.8$$



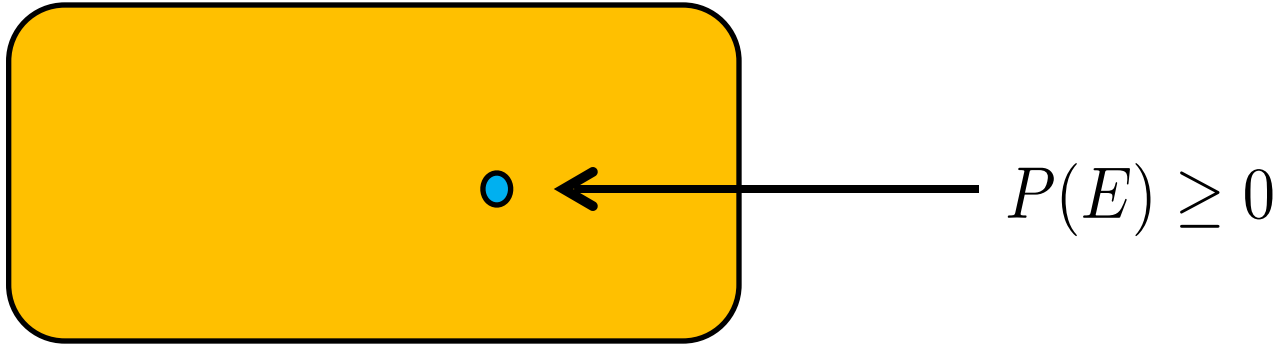
Basics: Axioms

- Rules for probability:
 - For all events $E \in \mathcal{F}, P(E) \geq 0$
 - Always, $P(\emptyset) = 0, P(\Omega) = 1$
 - For disjoint events, $P(E_1 \cup E_2) = P(E_1) + P(E_2)$
- Easy to derive other laws. Ex: non-disjoint events

$$P(E_1 \cup E_2) = P(E_1) + P(E_2) - P(E_1 \cap E_2)$$

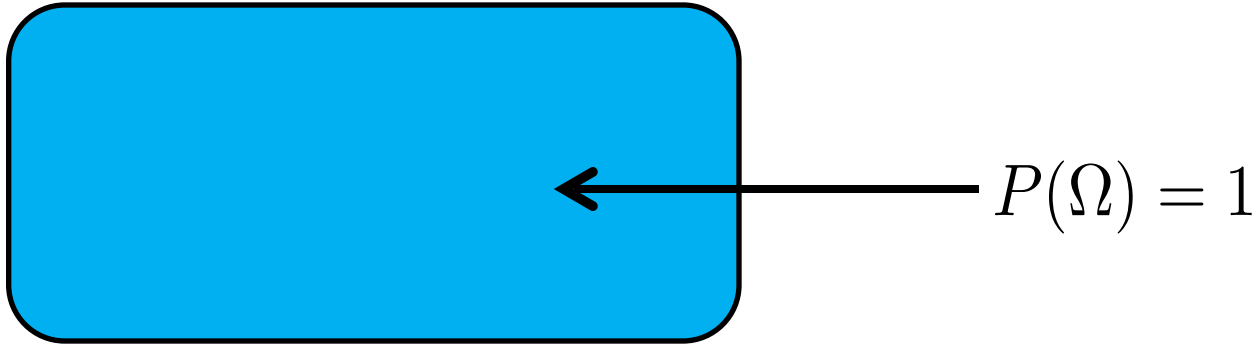
Visualizing the Axioms: I

- Axiom 1: $E \in \mathcal{F}, P(E) \geq 0$



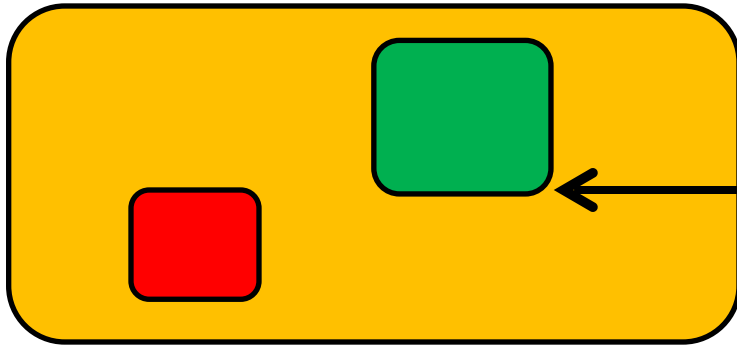
Visualizing the Axioms: II

- Axiom 2: $P(\emptyset) = 0, P(\Omega) = 1$



Visualizing the Axioms: III

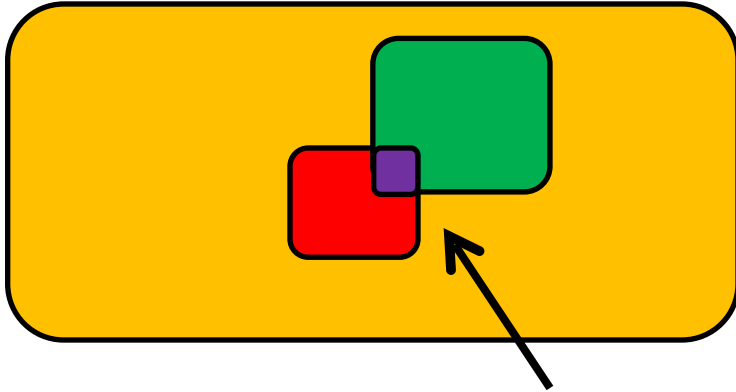
- Axiom 3: disjoint $P(E_1 \cup E_2) = P(E_1) + P(E_2)$



$$P(E_1 \cup E_2) = P(E_1) + P(E_2)$$

Visualizing the Axioms

- Also, other laws:



$$P(E_1 \cup E_2) = P(E_1) + P(E_2) - P(E_1 \cap E_2)$$

Break & Quiz

- **Q 1.1:** We toss a biased coin. If $P(\text{heads}) = 0.7$, then $P(\text{tails}) = ?$
- A. 0.4
- B. 0.3
- C. 0.6
- D. 0.5

Break & Quiz

- **Q 1.1:** We toss a biased coin. If $P(\text{heads}) = 0.7$, then $P(\text{tails}) = ?$
- A. 0.4
- **B. 0.3**
- C. 0.6
- D. 0.5

Break & Quiz

- **Q 1.2:** There are exactly 3 candidates for a presidential election. We know X has a 30% chance of winning, B has a 35% chance. What's the probability that C wins?
- A. 0.35
- B. 0.23
- C. 0.333
- D. 0.8

Break & Quiz

- **Q 1.2:** There are exactly 3 candidates for a presidential election. We know X has a 30% chance of winning, B has a 35% chance. What's the probability that C wins?
- **A. 0.35**
- B. 0.23
- C. 0.333
- D. 0.8

Break & Quiz

- **Q 1.3:** What's the probability of selecting a black card or a number 6 from a standard deck of 52 cards?
- A. $26/52$
- B. $4/52$
- C. $30/52$
- D. $28/52$


Break & Quiz

- **Q 1.3:** What's the probability of selecting a black card or a number 6 from a standard deck of 52 cards?
- A. $26/52$
- B. $4/52$
- C. $30/52$
- **D. $28/52$**

Basics: Random Variables

- Really, functions
- Map outcomes to real values $X : \Omega \rightarrow \mathbb{R}$

- Why?
 - So far, everything is a set.
 - Hard to work with!
 - Real values are easy to work with



Basics: CDF & PDF

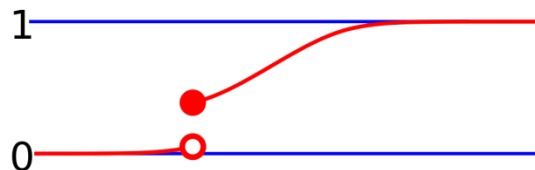
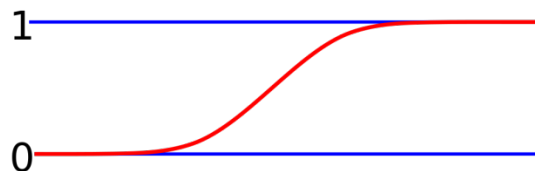
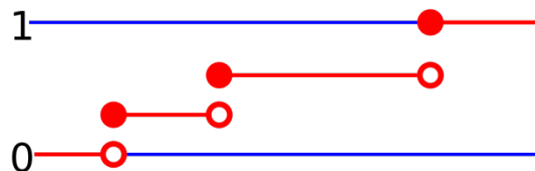
- Can still work with probabilities:

$$P(X = 3) := P(\{\omega : X(\omega) = 3\})$$

- Cumulative Distribution Func. (CDF)

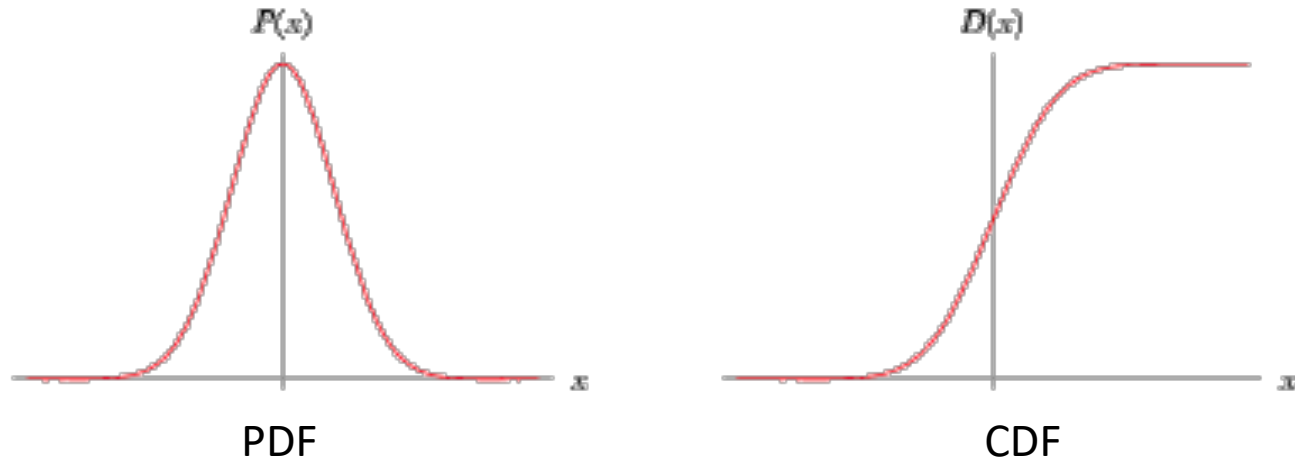
$$F_X(x) := P(X \leq x)$$

- Density / mass function $p_X(x)$



Wiki CDF

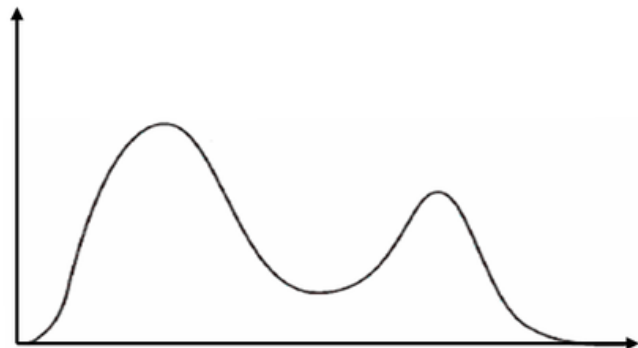
Example: CDF & PDF of Normal Distribution



<https://mathworld.wolfram.com/NormalDistribution.html>

Basics: **Expectation & Variance**

- Another advantage of RVs are “summaries”
- Expectation: $E[X] = \sum_a a \times P(x = a)$
 - The “average”
- Variance: $Var[X] = E[(X - E[X])^2]$
 - A measure of spread
- Higher moments:
 - Skew, Kurtosis, etc.



Basics: Joint Distributions

- Move from one variable to several
- Joint distribution: $P(X = a, Y = b)$
 - Why? Work with **multiple** types of uncertainty



Basics: Marginal Probability

- Given a joint distribution $P(X = a, Y = b)$
 - Get the distribution in just one variable:

$$P(X = a) = \sum_b P(X = a, Y = b)$$

- This is the “marginal” distribution.




Date	Description	Amount
1832		
Oct 1	Ginger Beer	6
5	4 Bunch of Goose and 1/2	16
"	Beefing 8 1/2	3
		19
Dec 11	Dinner at Club	2 6
"	Coffee	6
12	Breakfast	1 6
13	Breakfast	1 6
"	Sea	6
14	Breakfast	1 6
15	Breakfast	1 6
1833		
Jan 20	Sea at Amherst	6
27	Breakfast	1 6
"	Soup	1
Feb 19	Sea Water	6
23	Oranges	1 6
March 22	Sea Water	1
April 30	Dinner at Amherst	10
May 1	Breakfast	1 6
"	Sea	6
14	Sea	1 1
June 1	Sea	1
		<u>£ 1 19 11</u>

Basics: Marginal Probability

$$P(X = a) = \sum_b P(X = a, Y = b)$$

	Sunny	Cloudy	Rainy
hot	150/365	40/365	5/365
cold	50/365	60/365	60/365

$$[P(\text{hot}), P(\text{cold})] = \left[\frac{195}{365}, \frac{170}{365} \right]$$



Probability Tables

- Write our distributions as tables

	Sunny	Cloudy	Rainy
hot	150/365	40/365	5/365
cold	50/365	60/365	60/365

- # of entries? 6.
 - If we have n variables with k values, we get k^n entries
 - **Big!** For a 1080p screen, 12 bit color, size of table: $10^{7490589}$
 - No way of writing down all terms



Independence

- Independence between RVs:

$$P(X, Y) = P(X)P(Y)$$

- Why useful? Go from k^n entries in a table to $\sim kn$
- Collapses joint into **product** of marginals

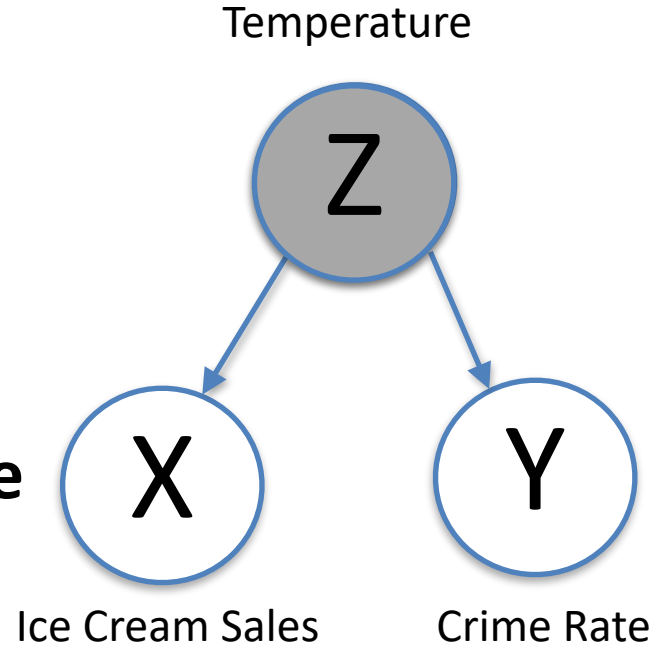
Conditional Probability

- For when we know something,

$$P(X = a|Y = b) = \frac{P(X = a, Y = b)}{P(Y = b)}$$

- Leads to **conditional independence**

$$P(X, Y|Z) = P(X|Z)P(Y|Z)$$



Chain Rule

- Apply repeatedly,

$$\begin{aligned} P(A_1, A_2, \dots, A_n) \\ = P(A_1)P(A_2|A_1)P(A_3|A_2, A_1) \dots P(A_n|A_{n-1}, \dots, A_1) \end{aligned}$$

- Note: still big!
 - If some **conditional independence**, can factor!
 - Leads to **probabilistic graphical models**



Break & Quiz

Q 2.1: Back to our joint distribution table:

	Sunny	Cloudy	Rainy
hot	150/365	40/365	5/365
cold	50/365	60/365	60/365

What is the probability the temperature is hot given the weather is cloudy?

- A. $40/365$
- B. $2/5$
- C. $3/5$
- D. $195/365$

Break & Quiz

Q 2.1: Back to our joint distribution table:

	Sunny	Cloudy	Rainy
hot	150/365	40/365	5/365
cold	50/365	60/365	60/365

What is the probability the temperature is hot given the weather is cloudy?

- A. $40/365$
- B. $2/5$**
- C. $3/5$
- D. $195/365$

Break & Quiz

Q 2.2: Of a company's employees, 30% are women and 6% are married women. Suppose an employee is selected at random. If the employee selected is a woman, what is the probability that she is married?

- A. 0.3
- B. 0.06
- C. 0.24
- D. 0.2

Break & Quiz

Q 2.2: Of a company's employees, 30% are women and 6% are married women. Suppose an employee is selected at random. If the employee selected is a woman, what is the probability that she is married?

- A. 0.3
- B. 0.06
- C. 0.24
- D. 0.2**

Reasoning With Conditional Distributions

- Evaluating probabilities:
 - Wake up with a sore throat.
 - Do I have the flu?
- One approach: $S \rightarrow F$
 - Too strong.
- **Inference:** compute probability given evidence $P(F|S)$
 - Can be much more complex!




Using Bayes' Rule

- Want: $P(F|S)$
 - **Bayes' Rule:** $P(F|S) = \frac{P(F,S)}{P(S)} = \frac{P(S|F)P(F)}{P(S)}$
 - Parts:
 - $P(S) = 0.1$ Sore throat rate
 - $P(F) = 0.01$ Flu rate
 - $P(S|F) = 0.9$ Sore throat rate among flu sufferers
- So:** $P(F|S) = 0.09$

Using Bayes' Rule

- Interpretation $P(F|S) = 0.09$
 - Much higher chance of flu than normal rate (0.01).
 - Very different from: $P(S|F) = 0.9$
 - 90% of folks with flu have a sore throat
 - But, only 9% of folks with a sore throat have flu

- Idea: **update** probabilities from **evidence**.



Bayesian Inference

- Fancy name for what we just did. Terminology:

$$P(H|E) = \frac{P(E|H)P(H)}{P(E)}$$

- H is the hypothesis
- E is the evidence



Bayesian Inference

- Terminology:

$$P(H|E) = \frac{P(E|H)P(H)}{P(E)} \longleftarrow \text{Prior}$$

- Prior: estimate of the probability **without** evidence

Bayesian Inference

- Terminology:

$$P(H|E) = \frac{P(E|H)P(H)}{P(E)}$$

Likelihood
↙

- Likelihood: probability of evidence **given a hypothesis**.

Bayesian Inference

- Terminology:

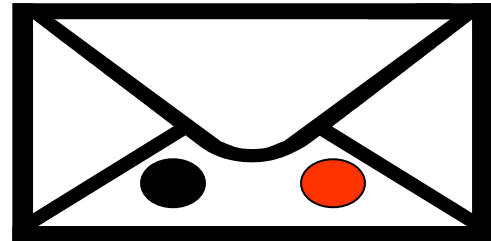

$$P(H|E) = \frac{P(E|H)P(H)}{P(E)}$$

↑
Posterior

- Posterior: probability of hypothesis **given evidence**.

Two Envelopes Problem

- We have two envelopes:
 - E_1 has two black balls, E_2 has one black, one red
 - The **red** one is worth \$100. Others, zero
 - Choose an envelope, see one ball. Then, can switch (or not).
 - You see a black ball. **Switch?**



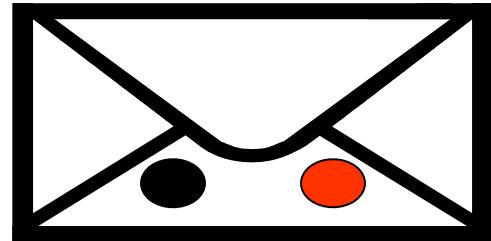

Two Envelopes Solution

- Let's solve it.
$$P(E_1|\text{Black ball}) = \frac{P(\text{Black ball}|E_1)P(E_1)}{P(\text{Black ball})}$$

- Now plug in:
$$P(E_1|\text{Black ball}) = \frac{1 \times \frac{1}{2}}{P(\text{Black ball})}$$

$$P(E_2|\text{Black ball}) = \frac{\frac{1}{2} \times \frac{1}{2}}{P(\text{Black ball})}$$

So switch!



Break & Quiz

Q 3.1: 50% of emails are spam. Software has been applied to filter spam. A certain brand of software claims that it can detect 99% of spam emails, and the probability for a false positive (a non-spam email detected as spam) is 5%. Now if an email is detected as spam, then what is the probability that it is in fact a nonspam email?

- A. $5/104$
- B. $95/100$
- C. $1/100$
- D. $1/2$

Break & Quiz

Q 3.1: 50% of emails are spam. Software has been applied to filter spam. A certain brand of software claims that it can detect 99% of spam emails, and the probability for a false positive (a non-spam email detected as spam) is 5%. Now if an email is detected as spam, then what is the probability that it is in fact a nonspam email?

- A. $5/104$**
- B. $95/100$
- C. $1/100$
- D. $1/2$

Break & Quiz

Q 3.2: A fair coin is tossed three times. Find the probability of getting 2 heads and a tail

- A. $1/8$
- B. $2/8$
- C. $3/8$
- D. $5/8$

Break & Quiz

Q 3.2: A fair coin is tossed three times. Find the probability of getting 2 heads and a tail

- A. $1/8$
- B. $2/8$
- C. $3/8$**
- D. $5/8$

Summary

- Basics: definitions, axioms, RVs, joint distributions
- Independence, conditional probability, chain rule
- Bayes' Rule and Inference
- **Reminder:** Homework 1 released

