



CS 640 Introduction to Computer Networks

Lab 4 Overview

Posted on Canvas

Due: Friday Dec 2 2022 11:59PM

Agenda

1. Objectives
2. Implementation
3. Short example & Sample output
4. Grading Rubrics

Objectives

1. Contrast SDN applications and traditional network control planes
2. Create SDN applications that use proactive or reactive flow installation
 1. Layer-3 Routing Application
 2. Distributed Load Balancer Application

Implementation

1. Setup

- 1. Install the required mininet version(see description), and the required packages.**
2. Download, Install and Patch floodlight-plus package.
3. Build and run FloodlightWithApps.jar with provided prop file as args.
4. Start mininet for a specific topology
5. Test the setup on a provided topology by pinging two hosts.

2. Code

1. In Part 2 – Modify `L3Routing.java` in `edu.wisc.cs.sdn.apps.l3routing``
2. In Part 3 – Modify `LoadBalancer.java` in `'edu.wisc.cs.sdn.apps.loadbalancer'`

3. Test

1. Use the provided topologies to test your implementation (See Rubric)
2. **Test L3 Routing after implementing Load Balancer**
 - **Due to some unknown issues in floodlight-plus, Hosts in L3 Routing do not get added without the Load Balancer.**

Layer-3 routing

1. TODO

install and remove flow table entries from SDN switches such that traffic is forwarded to a host using the shortest path.

2. Implementation

1. Extract link information using `getLinks()`, and check the related functions in Class Link. You should be able to get enough information to start the shortest path algorithm.
2. Computing shortest paths(Bellman-Ford or other pair shortest path algorithms).
For example, for each different destination switch, you can calculate the
<source switch, port of source switch to forward packet along shortest path>
3. For every host, you should install rules at each switch to enable the packets to be forwarded using `SwitchCommands.installRule()`

You may need to review the following classes: `OFAction`, `OFInstruction`, `SwitchCommands`

3. Test

1. Use the provided topologies to test your implementation (See Rubric 1-10)
2. Test L3 Routing after implementing Load Balancer
3. Use commands to test such as `link s1 s2 down` (**lab4 description p. 13-14**)

Load balancing

1. TODO & Implementation suggestions

receive(): Handle incoming packets sent from switches

1. Send an ARP reply for ARP requests for virtual IPs
 - check ARP, Ethernet, getVirtualMAC(). Use SwitchCommands.sendPacket() to send.
2. for TCP SYNs sent to a virtual IP, select a host and install connection-specific rules to rewrite IP and MAC addresses
 - check IPV4, TCP(cast from IPV4.getPayload()), OFActionSetField.
 - Should install two rules for each connection.
3. ignore all other packets

switchAdded(): Install rules to send: rules are added using SwitchCommands.installRule()

1. packets from new connections to each virtual load balancer IP to the controller
 - check field *instances*, getMatchCriteriaForIP(), and OFMatch.setNetworkProtocol()
2. ARP packets to the controller
 - check OFMatch.setDataLayerType()
3. All other packets to the next rule table in the switch
 - Hint: use an appropriate priority and OFMatch without restrictions

Load balancing

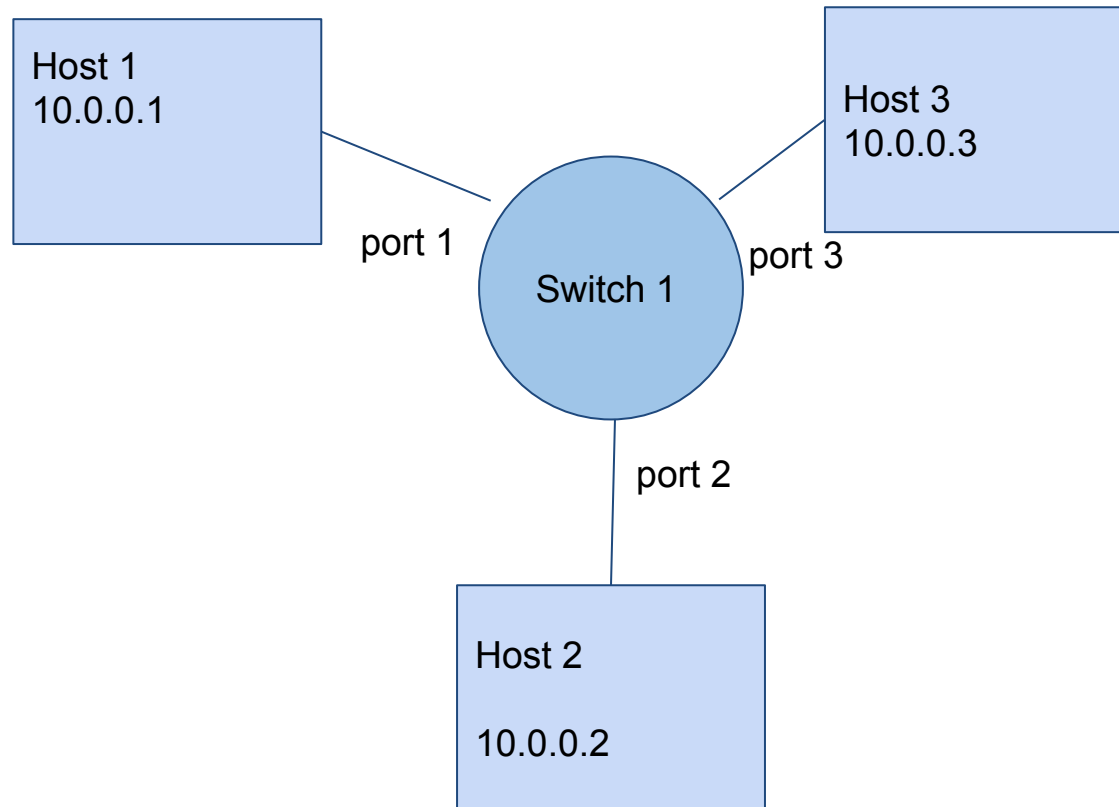
2. Test

1. Use the provided topologies to test your implementation (See Rubric 12-19)
2. Use `tcpdump -v -n -i hN-eth0` to check the packets
3. Running the below command should download a page.

h1 `curl http://<virtualIP>:<port>/index.html`

e.g: `h1 curl http://10.0.100.1:80/index.html`

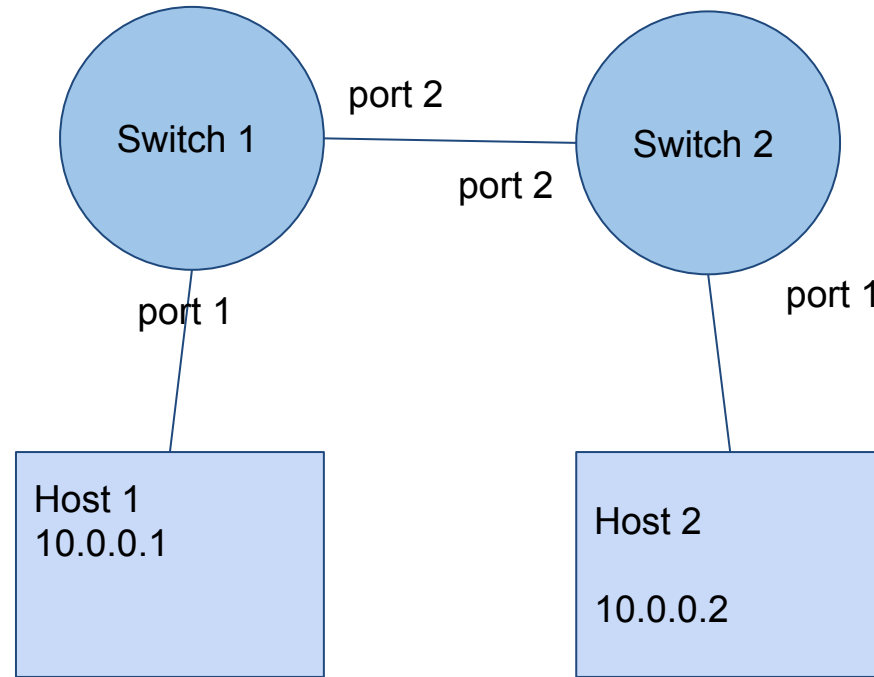
Example: Topology single,3



Example: L3 using Single topo

```
mininet@mininet-vm:~$ sudo ovs-ofctl -O OpenFlow13 dump-flows s1 (contents of an SDN s1's flow tables)
OFPST_FLOW reply (OF1.3) (xid=0x2):
  cookie=0x0, duration=35.243s, table=0, n_packets=0, n_bytes=0, priority=1,tcp,nw_dst=10.0.100.1
  actions=CONTROLLER:65509
  cookie=0x0, duration=35.245s, table=0, n_packets=0, n_bytes=0, priority=1,tcp,nw_dst=10.0.110.1
  actions=CONTROLLER:65509
  cookie=0x0, duration=35.243s, table=0, n_packets=5, n_bytes=210, priority=1,arp actions=CONTROLLER:65509
  cookie=0x0, duration=35.243s, table=0, n_packets=0, n_bytes=0, priority=0 actions=goto_table:1
  cookie=0x0, duration=34.3s, table=1, n_packets=0, n_bytes=0, priority=1,ip,nw_dst=10.0.0.2 actions=output:2
  cookie=0x0, duration=33.298s, table=1, n_packets=0, n_bytes=0, priority=1,ip,nw_dst=10.0.0.3 actions=output:3
  cookie=0x0, duration=34.307s, table=1, n_packets=0, n_bytes=0, priority=1,ip,nw_dst=10.0.0.1 actions=output:1
```

Example: L3 using Linear,2 topo



Example: L3 using Linear,2 topo

S1:

From terminal: `sudo ovs-ofctl -O OpenFlow13 dump-flows s1`

OFPST_FLOW reply (OF1.3) (xid=0x2):

cookie=0x0, duration=15.458s, table=0, n_packets=0, n_bytes=0, priority=1,tcp,nw_dst=10.0.100.1
actions=CONTROLLER:65509

cookie=0x0, duration=15.458s, table=0, n_packets=0, n_bytes=0, priority=1,tcp,nw_dst=10.0.110.1
actions=CONTROLLER:65509

cookie=0x0, duration=15.458s, table=0, n_packets=2, n_bytes=84, priority=1,arp actions=CONTROLLER:65509

cookie=0x0, duration=15.458s, table=0, n_packets=2, n_bytes=122, priority=0 actions=goto_table:1

cookie=0x0, duration=14.409s, table=1, n_packets=0, n_bytes=0, priority=1,ip,nw_dst=10.0.0.2 actions=output:2

cookie=0x0, duration=15.416s, table=1, n_packets=0, n_bytes=0, priority=1,ip,nw_dst=10.0.0.1 actions=output:1

Example: L3 using Linear,2 topo

S2:

From terminal:sudo: ovs-ofctl -O OpenFlow13 dump-flows s2

OFPST_FLOW reply (OF1.3) (xid=0x2):

cookie=0x0, duration=30.019s, table=0, n_packets=0, n_bytes=0, priority=1,tcp,nw_dst=10.0.100.1
actions=CONTROLLER:65509

cookie=0x0, duration=30.031s, table=0, n_packets=0, n_bytes=0, priority=1,tcp,nw_dst=10.0.110.1
actions=CONTROLLER:65509

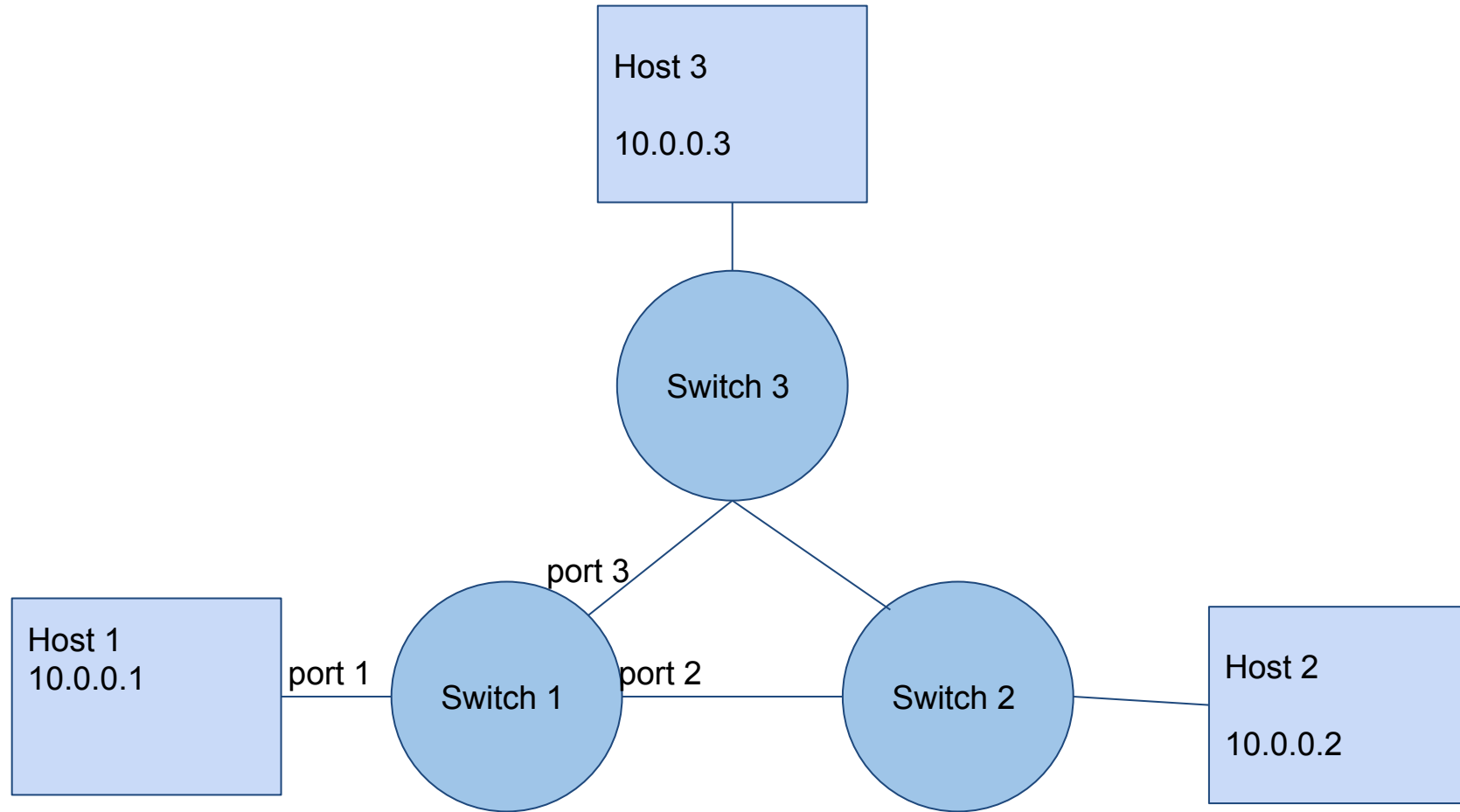
cookie=0x0, duration=30.019s, table=0, n_packets=2, n_bytes=84, priority=1,arp actions=CONTROLLER:65509

cookie=0x0, duration=30.019s, table=0, n_packets=2, n_bytes=122, priority=0 actions=goto_table:1

cookie=0x0, duration=28.971s, table=1, n_packets=0, n_bytes=0, priority=1,ip,nw_dst=10.0.0.2 actions=output:1

cookie=0x0, duration=29.976s, table=1, n_packets=0, n_bytes=0, priority=1,ip,nw_dst=10.0.0.1 actions=output:2

Example: LB using Triangle topo



Example: LB using Triangle topo

S1:

From terminal: `sudo ovs-ofctl -O OpenFlow13 dump-flows s1`

OFPST_FLOW reply (OF1.3) (xid=0x2):

cookie=0x0, duration=49.683s, table=0, n_packets=0, n_bytes=0, priority=1, tcp, nw_dst=10.0.100.1
actions=CONTROLLER:65509

cookie=0x0, duration=49.685s, table=0, n_packets=0, n_bytes=0, priority=1, tcp, nw_dst=10.0.110.1
actions=CONTROLLER:65509

cookie=0x0, duration=49.68s, table=0, n_packets=2, n_bytes=84, priority=1, arp actions=CONTROLLER:65509

cookie=0x0, duration=49.68s, table=0, n_packets=11, n_bytes=679, priority=0 actions=goto_table:1

cookie=0x0, duration=48.534s, table=1, n_packets=0, n_bytes=0, priority=1, ip, nw_dst=10.0.0.2 actions=output:2

cookie=0x0, duration=47.52s, table=1, n_packets=0, n_bytes=0, priority=1, ip, nw_dst=10.0.0.3 actions=output:3

cookie=0x0, duration=49.49s, table=1, n_packets=0, n_bytes=0, priority=1, ip, nw_dst=10.0.0.1 actions=output:1

Grading Rubrics (Layer 3 Routing)

SI No	Test case	Points	Topo
1	Flow entries for each host matches host's IP	3	single,3
2	Flow entries have correct timeout	3	single,3
3	Packets are forwarded between hosts on the same switch	3	single,3
4	Flow entries are sent to other switch to reach host on other switch	3	linear,2
5	Packets are forwarded between hosts on two different switches	3	linear,2
6	Packets are forwarded between hosts on many different switches	3	linear,5
7	Shortest-paths are computed correctly in a network with loops	3	someloops
8	Paths are recomputed when link goes down	3	someloops
9	Paths are recomputed when link comes up	3	someloops
10	Paths are recomputed correctly when link goes up and/or down	3	someloops
11	Shortest-paths are computed correctly in a mesh	3	mesh,5

Grading Rubrics (Load Balancing)

SI No	Test case	Points	Topo
12	Every switch has rules to send all other packets to next table	3	triangle
13	Every switch has rules to send TCP packets for virtual IP to controller	3	triangle
14	Every switch has rules to send ARP requests for virtual IP to controller	3	triangle
15	Pingall success for load balancer	3	triangle
16	Rules have idle timeout = 20s	3	single,6
17	SYN for virtual IP results in correct rule for packets from client	3	single,6
18	SYN for virtual IP results in correct rule for packets from server	3	single,6
19	Connections are round-robined between hosts to test load balancing	6	single,6

Keep the Rubric handy during implementation.



Thank You

Use Piazza or Office Hours for any doubts